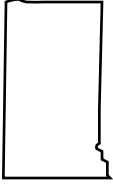



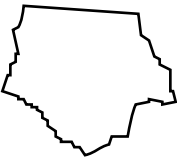







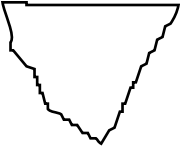
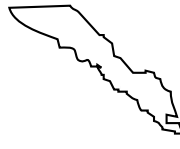









COUNTY	OVERALL DATA COMBINED COUNTY AND MUNICIPAL	2003 DATA COUNTY ONLY (RANK)	2002 DATA COUNTY ONLY (RANK)	2003 MUN. POPULATION (RANK IN COMBINED LOCAL REVENUE PER CAPITA)*
Alamance 	2003 Burden: 4.10% 2002 Burden: 3.64% 2001 Burden: 3.47% Change FY02-03: 12.47% Rank: 63 (2003), 69 (2002) Population: 136,372 Per Capita Income: \$26,459	COUNTY REV./INCOME 2.13% (99) COUNTY REV. PER CAP. \$563.10 (96) PROPERTY TAX/INCOME 1.36% (89) PROPERTY TAX PER CAP. \$359.67 (76) SALES TAX/INCOME 0.45% (85) SALES TAX PER CAPITA \$119.73 (72)	COUNTY REV./INCOME 1.87% (100) COUNTY REV. PER CAP. \$506.68 (98) PROPERTY TAX/INCOME 1.15% (98) PROPERTY TAX PER CAP. \$311.11 (92) SALES TAX/INCOME 0.45% (86) SALES TAX PER CAPITA \$121.20 (78)	Alamance 348 (134) Burlington 46,315 (21) Elon College 7,177 (80) Graham 13,316 (69) Greenlevel 2,136 (190) Haw River 1,941 (106) Mebane 7,864 (48) Ossipee 358 (220) Swepsonville 965 (212)
Alexander 	2003 Burden: 2.78% 2002 Burden: 2.55% 2001 Burden: 2.51% Change FY02-03: 9.26% Rank: 100 (2003), 100 (2002) Population: 34,532 Per Capita Income: \$24,299	COUNTY REV./INCOME 2.41% (88) COUNTY REV. PER CAP. \$584.89 (84) PROPERTY TAX/INCOME 1.20% (97) PROPERTY TAX PER CAP. \$291.55 (94) SALES TAX/INCOME 0.57% (43) SALES TAX PER CAPITA \$137.73 (40)	COUNTY REV./INCOME 2.19% (95) COUNTY REV. PER CAP. \$553.43 (87) PROPERTY TAX/INCOME 1.15% (99) PROPERTY TAX PER CAP. \$289.52 (94) SALES TAX/INCOME 0.54% (52) SALES TAX PER CAPITA \$137.37 (45)	Taylorsville 1,801 (115)
Alleghany 	2003 Burden: 3.77% 2002 Burden: 3.60% 2001 Burden: 3.36% Change FY02-03: 4.70% Rank: 75 (2003), 73 (2002) Population: 10,790 Per Capita Income: \$24,328	COUNTY REV./INCOME 3.31% (33) COUNTY REV. PER CAP. \$804.32 (31) PROPERTY TAX/INCOME 2.08% (23) PROPERTY TAX PER CAP. \$507.04 (22) SALES TAX/INCOME 0.55% (50) SALES TAX PER CAPITA \$132.67 (46)	COUNTY REV./INCOME 3.10% (27) COUNTY REV. PER CAP. \$783.95 (23) PROPERTY TAX/INCOME 1.97% (24) PROPERTY TAX PER CAP. \$497.44 (23) SALES TAX/INCOME 0.56% (44) SALES TAX PER CAPITA \$142.15 (37)	Sparta 1,822 (107)
Anson 	2003 Burden: 5.32% 2002 Burden: 4.17% 2001 Burden: 4.50% Change FY02-03: 27.51% Rank: 17 (2003), 47 (2002) Population: 25,224 Per Capita Income: \$22,066	COUNTY REV./INCOME 3.54% (21) COUNTY REV. PER CAP. \$782.10 (36) PROPERTY TAX/INCOME 1.85% (39) PROPERTY TAX PER CAP. \$407.46 (56) SALES TAX/INCOME 0.50% (71) SALES TAX PER CAPITA \$110.09 (90)	COUNTY REV./INCOME 2.54% (67) COUNTY REV. PER CAP. \$587.64 (79) PROPERTY TAX/INCOME 1.63% (56) PROPERTY TAX PER CAP. \$375.85 (64) SALES TAX/INCOME 0.53% (61) SALES TAX PER CAPITA \$121.90 (75)	Ansonville 632 (118) Lilesville 453 (45) McFarlan 87 (133) Morven 575 (98) Peachland 588 (132) Polkton 1,956 (167) Wadesboro 5,709 (51)
Ashe 	2003 Burden: 3.31% 2002 Burden: 3.24% 2001 Burden: 2.98% Change FY02-03: 2.24% Rank: 90 (2003), 86 (2002) Population: 25,086 Per Capita Income: \$23,853	COUNTY REV./INCOME 2.83% (63) COUNTY REV. PER CAP. \$674.13 (65) PROPERTY TAX/INCOME 1.76% (52) PROPERTY TAX PER CAP. \$419.88 (47) SALES TAX/INCOME 0.64% (29) SALES TAX PER CAPITA \$151.54 (22)	COUNTY REV./INCOME 2.80% (45) COUNTY REV. PER CAP. \$674.75 (51) PROPERTY TAX/INCOME 1.73% (44) PROPERTY TAX PER CAP. \$417.24 (45) SALES TAX/INCOME 0.64% (30) SALES TAX PER CAPITA \$154.15 (22)	Jefferson 1,461 (100) Lansing 150 (141) West Jefferson 1,101 (43)
Avery 	2003 Burden: 5.00% 2002 Burden: 4.27% 2001 Burden: 4.06% Change FY02-03: 17.05% Rank: 25 (2003), 44 (2002) Population: 18,093 Per Capita Income: \$22,876	COUNTY REV./INCOME 4.07% (8) COUNTY REV. PER CAP. \$931.47 (11) PROPERTY TAX/INCOME 2.89% (6) PROPERTY TAX PER CAP. \$660.74 (8) SALES TAX/INCOME 0.78% (9) SALES TAX PER CAPITA \$178.89 (9)	COUNTY REV./INCOME 3.45% (17) COUNTY REV. PER CAP. \$802.64 (21) PROPERTY TAX/INCOME 2.31% (11) PROPERTY TAX PER CAP. \$536.39 (15) SALES TAX/INCOME 0.78% (9) SALES TAX PER CAPITA \$180.49 (11)	Banner Elk 987 (20) Crossnore 297 (61) Elk Park 464 (39) Grandfather Village 78 (60) Newland 713 (31) Sugar Mountain 235 (6)






* Rank within relevant population range.

COUNTY	OVERALL DATA COMBINED COUNTY AND MUNICIPAL	2003 DATA COUNTY ONLY (RANK)	2002 DATA COUNTY ONLY (RANK)	2003 MUN. POPULATION (RANK IN COMBINED LOCAL REVENUE PER CAPITA)*
 <p>Beaufort</p>	2003 Burden: 5.66% 2002 Burden: 4.83% 2001 Burden: 4.70% Change FY02-03: 17.21% Rank: 12 (2003), 20 (2002) Population: 45,589 Per Capita Income: \$22,311	COUNTY REV./INCOME 3.63% (17) COUNTY REV. PER CAP. \$810.58 (29) PROPERTY TAX/INCOME 2.22% (16) PROPERTY TAX PER CAP. \$494.22 (29) SALES TAX/INCOME 0.64% (27) SALES TAX PER CAPITA \$143.67 (32)	COUNTY REV./INCOME 3.04% (33) COUNTY REV. PER CAP. \$692.52 (45) PROPERTY TAX/INCOME 1.92% (27) PROPERTY TAX PER CAP. \$437.71 (39) SALES TAX/INCOME 0.66% (25) SALES TAX PER CAPITA \$149.99 (27)	Aurora 576 (36) Bath 281 (56) Belhaven 1,937 (25) Chocowinity 721 (21) Pantego 170 (67) Washington 9,767 (11) Washington Park 438 (76)
 <p>Bertie</p>	2003 Burden: 4.00% 2002 Burden: 3.62% 2001 Burden: 3.49% Change FY02-03: 10.43% Rank: 67 (2003), 70 (2002) Population: 19,813 Per Capita Income: \$21,293	COUNTY REV./INCOME 3.21% (40) COUNTY REV. PER CAP. \$683.24 (62) PROPERTY TAX/INCOME 1.79% (48) PROPERTY TAX PER CAP. \$380.44 (70) SALES TAX/INCOME 0.48% (76) SALES TAX PER CAPITA \$103.08 (98)	COUNTY REV./INCOME 2.83% (43) COUNTY REV. PER CAP. \$600.17 (72) PROPERTY TAX/INCOME 1.78% (37) PROPERTY TAX PER CAP. \$377.92 (63) SALES TAX/INCOME 0.47% (81) SALES TAX PER CAPITA \$100.32 (97)	Askewville 177 (186) Aulander 897 (66) Colerain 219 (101) Kelford 248 (158) Lewiston Woodville 602 (—) Powellsville 258 (165) Roxobel 265 (160) Windsor 2,307 (160)
 <p>Bladen</p>	2003 Burden: 7.72% 2002 Burden: 7.05% 2001 Burden: 7.33% Change FY02-03: 9.46% Rank: 5 (2003), 3 (2002) Population: 32,784 Per Capita Income: \$20,936	COUNTY REV./INCOME 6.47% (4) COUNTY REV. PER CAP. \$1,354.55 (4) PROPERTY TAX/INCOME 2.19% (18) PROPERTY TAX PER CAP. \$458.30 (36) SALES TAX/INCOME 0.61% (34) SALES TAX PER CAPITA \$127.58 (55)	COUNTY REV./INCOME 5.81% (4) COUNTY REV. PER CAP. \$1,267.19 (4) PROPERTY TAX/INCOME 2.13% (16) PROPERTY TAX PER CAP. \$463.69 (34) SALES TAX/INCOME 0.60% (36) SALES TAX PER CAPITA \$130.56 (55)	Bladenboro 1,710 (22) Clarkton 789 (18) Dublin 253 (15) East Arcadia 534 (33) Elizabethtown 3,699 (19) Tar Heel 67 (23) White Lake 563 (12)
 <p>Brunswick</p>	2003 Burden: 8.06% 2002 Burden: 6.88% 2001 Burden: 6.99% Change FY02-03: 17.18% Rank: 3 (2003), 5 (2002) Population: 81,810 Per Capita Income: \$23,908	COUNTY REV./INCOME 5.20% (5) COUNTY REV. PER CAP. \$1,243.41 (5) PROPERTY TAX/INCOME 3.21% (4) PROPERTY TAX PER CAP. \$767.06 (4) SALES TAX/INCOME 0.65% (24) SALES TAX PER CAPITA \$156.36 (18)	COUNTY REV./INCOME 4.42% (5) COUNTY REV. PER CAP. \$1,083.47 (6) PROPERTY TAX/INCOME 3.23% (4) PROPERTY TAX PER CAP. \$790.38 (4) SALES TAX/INCOME 0.67% (23) SALES TAX PER CAPITA \$163.90 (17)	BRUNSWICK COUNTY Bald Head Island 205 (1) Belville 407 (19) Boiling Spr. Lakes 3,427 (34) Bolivia 151 (30) Calabash 1,334 (36) Carolina Shores 2,120 (42) Caswell Beach 425 (13) Holden Beach 836 (8) Leland 4,703 (40) Navassa 1,570 (41) Northwest 727 (27) Oak Island 7,120 (2) Ocean Isle Beach 448 (4) Sandy Creek 262 (25) Shallotte 1,662 (18) Southport 2,558 (17) St. James 1,610 (33) Sunset Beach 1,967 (13) Varnamtown 513 (32)
 <p>Buncombe</p>	2003 Burden: 5.10% 2002 Burden: 4.47% 2001 Burden: 4.37% Change FY02-03: 14.05% Rank: 19 (2003), 34 (2002) Population: 212,246 Per Capita Income: \$27,288	COUNTY REV./INCOME 3.12% (47) COUNTY REV. PER CAP. \$852.40 (18) PROPERTY TAX/INCOME 1.88% (36) PROPERTY TAX PER CAP. \$513.86 (21) SALES TAX/INCOME 0.60% (36) SALES TAX PER CAPITA \$162.68 (12)	COUNTY REV./INCOME 2.92% (38) COUNTY REV. PER CAP. \$806.57 (19) PROPERTY TAX/INCOME 1.66% (51) PROPERTY TAX PER CAP. \$458.71 (36) SALES TAX/INCOME 0.62% (34) SALES TAX PER CAPITA \$171.11 (13)	Asheville 71,750 (4) Biltmore Forest 1,456 (15) Black Mountain 7,616 (28) Montreat 681 (17) Weaverville 2,455 (20) Woodfin 3,540 (3)
 <p>Burke</p>	2003 Burden: 3.67% 2002 Burden: 3.50% 2001 Burden: 3.21% Change FY02-03: 4.91% Rank: 82 (2003), 75 (2002) Population: 88,790 Per Capita Income: \$23,890	COUNTY REV./INCOME 2.39% (90) COUNTY REV. PER CAP. \$571.44 (92) PROPERTY TAX/INCOME 1.44% (85) PROPERTY TAX PER CAP. \$343.07 (82) SALES TAX/INCOME 0.25% (100) SALES TAX PER CAPITA \$59.44 (100)	COUNTY REV./INCOME 2.24% (93) COUNTY REV. PER CAP. \$541.09 (91) PROPERTY TAX/INCOME 1.43% (84) PROPERTY TAX PER CAP. \$345.25 (79) SALES TAX/INCOME 0.23% (100) SALES TAX PER CAPITA \$54.96 (100)	Connelly Springs 1,870 (196) Drexel 1,915 (170) Glen Alpine 1,115 (180) Hildebran 1,747 (183) Morganton 17,080 (55) Rhodhiss 896 (197) Rutherford College 1,305 (189) Valdese 4,578 (122)



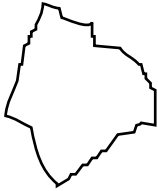

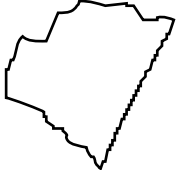

COUNTY	OVERALL DATA COMBINED COUNTY AND MUNICIPAL	2003 DATA COUNTY ONLY (RANK)	2002 DATA COUNTY ONLY (RANK)	2003 MUN. POPULATION (RANK IN COMBINED LOCAL REVENUE PER CAPITA)*
 <p>Cabarrus</p>	2003 Burden: 4.32% 2002 Burden: 4.38% 2001 Burden: 4.23% Change FY02-03: -1.23% Rank: 53 (2003), 40 (2002) Population: 143,433 Per Capita Income: \$29,733	COUNTY REV./INCOME 2.36% (93) COUNTY REV. PER CAP. \$702.40 (56) PROPERTY TAX/INCOME 1.53% (79) PROPERTY TAX PER CAP. \$455.93 (40) SALES TAX/INCOME 0.45% (90) SALES TAX PER CAPITA \$132.58 (47)	COUNTY REV./INCOME 2.45% (77) COUNTY REV. PER CAP. \$733.30 (37) PROPERTY TAX/INCOME 1.57% (66) PROPERTY TAX PER CAP. \$471.75 (30) SALES TAX/INCOME 0.47% (82) SALES TAX PER CAPITA \$140.95 (41)	Concord 61,070 (15) Harrisburg 5,117 (81) Kannapolis 38,679 (22) Midland 2,639 (186) Mount Pleasant 1,356 (77)
	2003 Burden: 3.77% 2002 Burden: 3.42% 2001 Burden: 3.30% Change FY02-03: 10.36% Rank: 76 (2003), 80 (2002) Population: 78,132 Per Capita Income: \$25,235	COUNTY REV./INCOME 2.28% (96) COUNTY REV. PER CAP. \$574.42 (91) PROPERTY TAX/INCOME 1.30% (95) PROPERTY TAX PER CAP. \$329.20 (88) SALES TAX/INCOME 0.43% (92) SALES TAX PER CAPITA \$109.39 (91)	COUNTY REV./INCOME 2.17% (96) COUNTY REV. PER CAP. \$547.34 (88) PROPERTY TAX/INCOME 1.27% (92) PROPERTY TAX PER CAP. \$321.37 (86) SALES TAX/INCOME 0.46% (85) SALES TAX PER CAPITA \$116.22 (87)	Cahaj's Mtn. 2,711 (199) Cedar Rock 316 (179) Gamewell 3,748 (198) Granite Falls 4,660 (67) Hudson 3,094 (153) Lenoir 18,411 (65) Sawmills 5,013 (87)
 <p>Camden</p>	2003 Burden: 3.41% 2002 Burden: 3.13% 2001 Burden: 2.95% Change FY02-03: 8.92% Rank: 88 (2003), 92 (2002) Population: 7,844 Per Capita Income: \$25,896	COUNTY REV./INCOME 3.14% (46) COUNTY REV. PER CAP. \$812.53 (28) PROPERTY TAX/INCOME 1.77% (51) PROPERTY TAX PER CAP. \$457.88 (38) SALES TAX/INCOME 0.52% (61) SALES TAX PER CAPITA \$134.99 (44)	COUNTY REV./INCOME 2.89% (41) COUNTY REV. PER CAP. \$765.69 (27) PROPERTY TAX/INCOME 1.98% (22) PROPERTY TAX PER CAP. \$523.63 (17) SALES TAX/INCOME 0.50% (68) SALES TAX PER CAPITA \$133.30 (52)	No incorporated municipalities.
	2003 Burden: 5.16% 2002 Burden: 4.94% 2001 Burden: 4.55% Change FY02-03: 4.59% Rank: 18 (2003), 17 (2002) Population: 60,574 Per Capita Income: \$27,713	COUNTY REV./INCOME 3.20% (41) COUNTY REV. PER CAP. \$887.57 (15) PROPERTY TAX/INCOME 2.14% (20) PROPERTY TAX PER CAP. \$591.87 (12) SALES TAX/INCOME 0.58% (39) SALES TAX PER CAPITA \$161.95 (13)	COUNTY REV./INCOME 3.26% (23) COUNTY REV. PER CAP. \$896.48 (13) PROPERTY TAX/INCOME 2.14% (15) PROPERTY TAX PER CAP. \$589.43 (10) SALES TAX/INCOME 0.68% (18) SALES TAX PER CAPITA \$187.79 (8)	Atlantic Beach 1,765 (9) Beaufort 3,810 (27) Bogue 615 (150) Cape Carteret 1,283 (55) Cedar Point 959 (93) Emerald Isle 3,609 (8) Indian Beach 92 (2) Morehead City 7,821 (7) Newport 3,508 (59) Peletier 510 (146) Pine Knoll Shrs. 1,533 (11)
 <p>Caswell</p>	2003 Burden: 3.00% 2002 Burden: 2.66% 2001 Burden: 2.66% Change FY02-03: 12.98% Rank: 99 (2003), 99 (2002) Population: 23,720 Per Capita Income: \$21,581	COUNTY REV./INCOME 2.71% (68) COUNTY REV. PER CAP. \$584.87 (85) PROPERTY TAX/INCOME 1.40% (86) PROPERTY TAX PER CAP. \$302.24 (93) SALES TAX/INCOME 0.50% (69) SALES TAX PER CAPITA \$108.72 (92)	COUNTY REV./INCOME 2.37% (82) COUNTY REV. PER CAP. \$523.26 (95) PROPERTY TAX/INCOME 1.31% (90) PROPERTY TAX PER CAP. \$288.62 (95) SALES TAX/INCOME 0.51% (67) SALES TAX PER CAPITA \$113.00 (91)	Milton 124 (192) Yanceyville 2,191 (194)
	2003 Burden: 4.85% 2002 Burden: 4.63% 2001 Burden: 4.52% Change FY02-03: 4.68% Rank: 31 (2003), 28 (2002) Population: 146,458 Per Capita Income: \$26,925	COUNTY REV./INCOME 2.82% (64) COUNTY REV. PER CAP. \$758.04 (41) PROPERTY TAX/INCOME 1.50% (82) PROPERTY TAX PER CAP. \$405.14 (57) SALES TAX/INCOME 0.54% (53) SALES TAX PER CAPITA \$145.72 (29)	COUNTY REV./INCOME 2.70% (54) COUNTY REV. PER CAP. \$751.07 (30) PROPERTY TAX/INCOME 1.44% (83) PROPERTY TAX PER CAP. \$399.94 (55) SALES TAX/INCOME 0.54% (53) SALES TAX PER CAPITA \$151.29 (24)	Brookford 430 (52) Catawba 717 (37) Claremont 1,077 (10) Conover 7,040 (30) Hickory 38,874 (5) Long View 4,786 (94) Maiden 3,254 (48) Newton 12,939 (42)




* Rank within relevant population range.

COUNTY	OVERALL DATA COMBINED COUNTY AND MUNICIPAL	2003 DATA COUNTY ONLY (RANK)	2002 DATA COUNTY ONLY (RANK)	2003 MUN. POPULATION (RANK IN COMBINED LOCAL REVENUE PER CAPITA)*
Chatham	 <p>2003 Burden: 3.27% 2002 Burden: 3.00% 2001 Burden: 2.99%</p> <p>Change FY02-03: 9.06% Rank: 91 (2003), 98 (2002)</p> <p>Population: 53,684 Per Capita Income: \$35,151</p>	<p>COUNTY REV./INCOME 2.60% (74) COUNTY REV. PER CAP. \$913.55 (13) PROPERTY TAX/INCOME 1.73% (54) PROPERTY TAX PER CAP. \$609.79 (10) SALES TAX/INCOME 0.37% (97) SALES TAX PER CAPITA \$128.31 (54)</p>	<p>COUNTY REV./INCOME 2.37% (83) COUNTY REV. PER CAP. \$872.71 (15) PROPERTY TAX/INCOME 1.67% (50) PROPERTY TAX PER CAP. \$615.93 (9) SALES TAX/INCOME 0.37% (98) SALES TAX PER CAPITA \$135.22 (47)</p>	<p>Goldston 335 (46) Pittsboro 2,344 (24) Siler City 7,519 (38)</p>
Cherokee	 <p>2003 Burden: 4.04% 2002 Burden: 4.10% 2001 Burden: 4.07%</p> <p>Change FY02-03: -1.48% Rank: 64 (2003), 52 (2002)</p> <p>Population: 25,280 Per Capita Income: \$19,752</p>	<p>COUNTY REV./INCOME 3.20% (42) COUNTY REV. PER CAP. \$632.26 (76) PROPERTY TAX/INCOME 1.72% (56) PROPERTY TAX PER CAP. \$338.76 (85) SALES TAX/INCOME 0.87% (4) SALES TAX PER CAPITA \$171.29 (11)</p>	<p>COUNTY REV./INCOME 3.33% (21) COUNTY REV. PER CAP. \$667.66 (54) PROPERTY TAX/INCOME 1.67% (49) PROPERTY TAX PER CAP. \$335.31 (82) SALES TAX/INCOME 0.91% (3) SALES TAX PER CAPITA \$181.91 (10)</p>	<p>Andrews 1,826 (113) Murphy 1,590 (31)</p>
Chowan	 <p>2003 Burden: 4.22% 2002 Burden: 3.77% 2001 Burden: 3.76%</p> <p>Change FY02-03: 11.92% Rank: 56 (2003), 63 (2002)</p> <p>Population: 14,366 Per Capita Income: \$24,743</p>	<p>COUNTY REV./INCOME 3.15% (45) COUNTY REV. PER CAP. \$779.76 (37) PROPERTY TAX/INCOME 1.59% (68) PROPERTY TAX PER CAP. \$393.14 (65) SALES TAX/INCOME 0.60% (35) SALES TAX PER CAPITA \$148.25 (26)</p>	<p>COUNTY REV./INCOME 2.76% (48) COUNTY REV. PER CAP. \$694.90 (44) PROPERTY TAX/INCOME 1.57% (69) PROPERTY TAX PER CAP. \$395.15 (57) SALES TAX/INCOME 0.61% (35) SALES TAX PER CAPITA \$153.34 (23)</p>	<p>Edenton 5,042 (56)</p>
Clay	 <p>2003 Burden: 3.85% 2002 Burden: 3.04% 2001 Burden: 2.92%</p> <p>Change FY02-03: 26.75% Rank: 68 (2003), 95 (2002)</p> <p>Population: 9,368 Per Capita Income: \$21,625</p>	<p>COUNTY REV./INCOME 3.66% (16) COUNTY REV. PER CAP. \$790.84 (34) PROPERTY TAX/INCOME 2.19% (17) PROPERTY TAX PER CAP. \$474.03 (33) SALES TAX/INCOME 0.70% (14) SALES TAX PER CAPITA \$151.81 (20)</p>	<p>COUNTY REV./INCOME 2.87% (42) COUNTY REV. PER CAP. \$628.59 (66) PROPERTY TAX/INCOME 1.63% (55) PROPERTY TAX PER CAP. \$357.61 (75) SALES TAX/INCOME 0.72% (12) SALES TAX PER CAPITA \$157.36 (19)</p>	<p>Hayesville 478 (106)</p>
Cleveland	 <p>2003 Burden: 3.68% 2002 Burden: 3.61% 2001 Burden: 3.70%</p> <p>Change FY02-03: 2.02% Rank: 81 (2003), 72 (2002)</p> <p>Population: 97,548 Per Capita Income: \$23,020</p>	<p>COUNTY REV./INCOME 2.51% (80) COUNTY REV. PER CAP. \$578.70 (89) PROPERTY TAX/INCOME 1.48% (83) PROPERTY TAX PER CAP. \$341.59 (84) SALES TAX/INCOME 0.49% (73) SALES TAX PER CAPITA \$112.73 (85)</p>	<p>COUNTY REV./INCOME 2.50% (72) COUNTY REV. PER CAP. \$585.31 (80) PROPERTY TAX/INCOME 1.48% (80) PROPERTY TAX PER CAP. \$347.13 (78) SALES TAX/INCOME 0.50% (70) SALES TAX PER CAPITA \$117.24 (85)</p>	<p>CLEVELAND COUNTY Belwood 1,001 (200) Boiling Springs 3,944 (191) Casar 308 (223) Earl 235 (218) Fallston 611 (222) Grover 698 (195) Kings Mtn. 10,540 (75) Kingstown 839 (217) Lattimore 432 (219) Lawndale 642 (203) Mooresboro 316 (226) Patterson Springs 616 (225) Polkville 539 (224) Shelby 20,986 (76) Waco 327 (221)</p>
Columbus	 <p>2003 Burden: 3.78% 2002 Burden: 3.42% 2001 Burden: 3.29%</p> <p>Change FY02-03: 10.63% Rank: 73 (2003), 79 (2002)</p> <p>Population: 54,557 Per Capita Income: \$22,273</p>	<p>COUNTY REV./INCOME 2.84% (62) COUNTY REV. PER CAP. \$632.98 (75) PROPERTY TAX/INCOME 1.71% (57) PROPERTY TAX PER CAP. \$381.33 (69) SALES TAX/INCOME 0.50% (68) SALES TAX PER CAPITA \$112.41 (87)</p>	<p>COUNTY REV./INCOME 2.58% (64) COUNTY REV. PER CAP. \$592.87 (77) PROPERTY TAX/INCOME 1.62% (60) PROPERTY TAX PER CAP. \$371.60 (67) SALES TAX/INCOME 0.49% (74) SALES TAX PER CAPITA \$113.74 (89)</p>	<p>Boardman 200 (206) Bolton 488 (139) Brunswick 1,058 (184) Cerro Gordo 242 (180) Chadbourn 2,111 (116) Fair Bluff 1,217 (162) Lake Waccamaw 1,368 (102) Sandyfield 343 (189) Tabor City 2,561 (97) Whiteville 5,099 (44)</p>







COUNTY	OVERALL DATA COMBINED COUNTY AND MUNICIPAL	2003 DATA COUNTY ONLY (RANK)	2002 DATA COUNTY ONLY (RANK)	2003 MUN. POPULATION (RANK IN COMBINED LOCAL REVENUE PER CAPITA)*
	2003 Burden: 4.22% 2002 Burden: 3.97% 2001 Burden: 3.47% Change FY02-03: 6.46% Rank: 55 (2003), 58 (2002) Population: 92,692 Per Capita Income: \$26,917	COUNTY REV./INCOME 2.50% (82) COUNTY REV. PER CAP. \$673.49 (66) PROPERTY TAX/INCOME 1.30% (96) PROPERTY TAX PER CAP. \$349.93 (79) SALES TAX/INCOME 0.51% (65) SALES TAX PER CAPITA \$136.99 (42)	COUNTY REV./INCOME 2.29% (90) COUNTY REV. PER CAP. \$606.00 (70) PROPERTY TAX/INCOME 1.19% (95) PROPERTY TAX PER CAP. \$314.56 (89) SALES TAX/INCOME 0.53% (60) SALES TAX PER CAPITA \$140.25 (42)	Bridgeton 313 (43) Cove City 421 (209) Dover 442 (174) Havelock 22,861 (84) New Bern 23,637 (18) River Bend 2,935 (172) Trent Woods 4,221 (182) Vanceboro 891 (111)
	2003 Burden: 4.18% 2002 Burden: 4.33% 2001 Burden: 4.42% Change FY02-03: -3.61% Rank: 59 (2003), 42 (2002) Population: 307,856 Per Capita Income: \$26,323	COUNTY REV./INCOME 2.59% (76) COUNTY REV. PER CAP. \$681.28 (63) PROPERTY TAX/INCOME 1.56% (74) PROPERTY TAX PER CAP. \$410.13 (53) SALES TAX/INCOME 0.46% (83) SALES TAX PER CAPITA \$120.30 (69)	COUNTY REV./INCOME 2.71% (53) COUNTY REV. PER CAP. \$685.74 (46) PROPERTY TAX/INCOME 1.64% (54) PROPERTY TAX PER CAP. \$415.75 (47) SALES TAX/INCOME 0.48% (77) SALES TAX PER CAPITA \$122.62 (72)	Falcon 337 (145) Fayetteville 130,692 (19) Godwin 114 (154) Hope Mills 12,086 (70) Linden 122 (135) Spring Lake 8,151 (68) Stedman 667 (127) Wade 519 (169)
	2003 Burden: 7.82% 2002 Burden: 6.91% 2001 Burden: 6.65% Change FY02-03: 13.08% Rank: 4 (2003), 4 (2002) Population: 20,598 Per Capita Income: \$26,481	COUNTY REV./INCOME 7.27% (3) COUNTY REV. PER CAP. \$1,925.43 (2) PROPERTY TAX/INCOME 3.26% (3) PROPERTY TAX PER CAP. \$863.12 (2) SALES TAX/INCOME 0.92% (3) SALES TAX PER CAPITA \$243.04 (2)	COUNTY REV./INCOME 6.37% (2) COUNTY REV. PER CAP. \$1,695.24 (2) PROPERTY TAX/INCOME 3.31% (3) PROPERTY TAX PER CAP. \$879.61 (2) SALES TAX/INCOME 0.85% (5) SALES TAX PER CAPITA \$226.60 (2)	No incorporated municipalities.
	2003 Burden: 12.25% 2002 Burden: 10.98% 2001 Burden: 10.53% Change FY02-03: 11.59% Rank: 1 (2003), 1 (2002) Population: 33,328 Per Capita Income: \$28,908	COUNTY REV./INCOME 7.78% (2) COUNTY REV. PER CAP. \$2,250.32 (1) PROPERTY TAX/INCOME 3.37% (2) PROPERTY TAX PER CAP. \$972.97 (1) SALES TAX/INCOME 1.23% (1) SALES TAX PER CAPITA \$356.02 (1)	COUNTY REV./INCOME 6.71% (1) COUNTY REV. PER CAP. \$1,907.75 (1) PROPERTY TAX/INCOME 3.56% (1) PROPERTY TAX PER CAP. \$1,012.02 (1) SALES TAX/INCOME 1.26% (1) SALES TAX PER CAPITA \$359.25 (1)	Duck 509 (7) Kill Devil Hills 6,434 (1) Kitty Hawk 3,301 (4) Manteo 1,103 (2) Nags Head 2,992 (1) Southern Shores 2,462 (5)
	2003 Burden: 3.22% 2002 Burden: 3.15% 2001 Burden: 2.85% Change FY02-03: 2.37% Rank: 94 (2003), 91 (2002) Population: 151,935 Per Capita Income: \$25,914	COUNTY REV./INCOME 2.26% (97) COUNTY REV. PER CAP. \$584.40 (86) PROPERTY TAX/INCOME 1.38% (88) PROPERTY TAX PER CAP. \$357.03 (77) SALES TAX/INCOME 0.46% (82) SALES TAX PER CAPITA \$119.56 (73)	COUNTY REV./INCOME 2.25% (92) COUNTY REV. PER CAP. \$594.51 (75) PROPERTY TAX/INCOME 1.36% (87) PROPERTY TAX PER CAP. \$357.84 (74) SALES TAX/INCOME 0.48% (78) SALES TAX PER CAPITA \$127.28 (63)	Denton 1,476 (135) Lexington 20,492 (53) Thomasville 25,562 (23)
	2003 Burden: 3.78% 2002 Burden: 3.43% 2001 Burden: 2.96% Change FY02-03: 10.16% Rank: 74 (2003), 76 (2002) Population: 37,222 Per Capita Income: \$28,827	COUNTY REV./INCOME 2.88% (60) COUNTY REV. PER CAP. \$831.31 (24) PROPERTY TAX/INCOME 1.59% (69) PROPERTY TAX PER CAP. \$457.91 (37) SALES TAX/INCOME 0.41% (94) SALES TAX PER CAPITA \$117.55 (75)	COUNTY REV./INCOME 2.53% (69) COUNTY REV. PER CAP. \$742.32 (32) PROPERTY TAX/INCOME 1.57% (71) PROPERTY TAX PER CAP. \$459.69 (35) SALES TAX/INCOME 0.41% (93) SALES TAX PER CAPITA \$121.81 (76)	Bermuda Run 1,470 (38) Cooleemee 923 (47) Mocksville 4,333 (49)



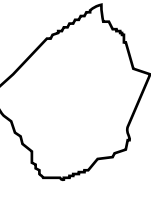
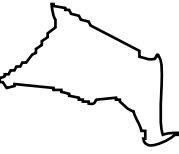
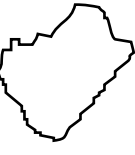

* Rank within relevant population range.

COUNTY	OVERALL DATA COMBINED COUNTY AND MUNICIPAL	2003 DATA COUNTY ONLY (RANK)	2002 DATA COUNTY ONLY (RANK)	2003 MUN. POPULATION (RANK IN COMBINED LOCAL REVENUE PER CAPITA)*
Duplin	 <p>2003 Burden: 4.87% 2002 Burden: 4.06% 2001 Burden: 3.80%</p> <p>Change FY02-03: 20.04% Rank: 30 (2003), 54 (2002)</p> <p>Population: 50,775 Per Capita Income: \$20,578</p>	<p>COUNTY REV./INCOME 3.56% (20) COUNTY REV. PER CAP. \$732.74 (49) PROPERTY TAX/INCOME 1.82% (45) PROPERTY TAX PER CAP. \$374.24 (74) SALES TAX/INCOME 0.72% (11) SALES TAX PER CAPITA \$148.95 (25)</p>	<p>COUNTY REV./INCOME 2.90% (40) COUNTY REV. PER CAP. \$649.15 (60) PROPERTY TAX/INCOME 1.71% (47) PROPERTY TAX PER CAP. \$383.50 (61) SALES TAX/INCOME 0.53% (56) SALES TAX PER CAPITA \$119.79 (81)</p>	<p>Beulaville 1,078 (53) Calypso 430 (71) Faison 755 (44) Greenevers 570 (—) Kenansville 1,181 (119) Magnolia 958 (89) Rose Hill 1,350 (63) Teachey 248 (105) Wallace 3,486 (50) Warsaw 3,064 (66)</p>
Durham	 <p>2003 Burden: 5.97% 2002 Burden: 5.81% 2001 Burden: 5.54%</p> <p>Change FY02-03: 2.74% Rank: 9 (2003), 8 (2002)</p> <p>Population: 236,088 Per Capita Income: \$30,813</p>	<p>COUNTY REV./INCOME 3.22% (38) COUNTY REV. PER CAP. \$993.09 (8) PROPERTY TAX/INCOME 2.11% (21) PROPERTY TAX PER CAP. \$650.46 (9) SALES TAX/INCOME 0.45% (87) SALES TAX PER CAPITA \$138.07 (39)</p>	<p>COUNTY REV./INCOME 3.10% (30) COUNTY REV. PER CAP. \$971.45 (9) PROPERTY TAX/INCOME 2.02% (21) PROPERTY TAX PER CAP. \$634.73 (8) SALES TAX/INCOME 0.44% (88) SALES TAX PER CAPITA \$138.04 (44)</p>	<p>Durham 201,660 (3)</p>
Edgecombe	 <p>2003 Burden: 5.54% 2002 Burden: 4.90% 2001 Burden: 5.22%</p> <p>Change FY02-03: 13.03% Rank: 14 (2003), 19 (2002)</p> <p>Population: 54,077 Per Capita Income: \$22,469</p>	<p>COUNTY REV./INCOME 3.25% (36) COUNTY REV. PER CAP. \$730.56 (50) PROPERTY TAX/INCOME 1.86% (38) PROPERTY TAX PER CAP. \$416.89 (49) SALES TAX/INCOME 0.47% (80) SALES TAX PER CAPITA \$104.60 (97)</p>	<p>COUNTY REV./INCOME 2.65% (60) COUNTY REV. PER CAP. \$604.99 (71) PROPERTY TAX/INCOME 1.79% (36) PROPERTY TAX PER CAP. \$407.65 (53) SALES TAX/INCOME 0.47% (83) SALES TAX PER CAPITA \$107.30 (95)</p>	<p>Conetoe 361 (159) Leggett 72 (147) Macclesfield 441 (78) Pinetops 1,397 (148) Princeville 1,010 (54) Speed 66 (129) Tarboro 10,985 (46) Whitakers 783 (59)</p>
Forsyth	 <p>2003 Burden: 4.71% 2002 Burden: 4.50% 2001 Burden: 4.25%</p> <p>Change FY02-03: 4.66% Rank: 38 (2003), 33 (2002)</p> <p>Population: 317,643 Per Capita Income: \$31,236</p>	<p>COUNTY REV./INCOME 2.46% (85) COUNTY REV. PER CAP. \$768.58 (40) PROPERTY TAX/INCOME 1.74% (53) PROPERTY TAX PER CAP. \$543.13 (17) SALES TAX/INCOME 0.45% (84) SALES TAX PER CAPITA \$141.76 (34)</p>	<p>COUNTY REV./INCOME 2.35% (85) COUNTY REV. PER CAP. \$741.72 (33) PROPERTY TAX/INCOME 1.62% (57) PROPERTY TAX PER CAP. \$513.00 (20) SALES TAX/INCOME 0.47% (84) SALES TAX PER CAPITA \$148.46 (31)</p>	<p>Bethania 364 (50) Clemmons 16,543 (82) Kernersville 20,494 (29) Lewisville 9,613 (78) Rural Hall 2,520 (105) Tobaccoville 2,330 (169) Walkertown 4,154 (165) Winston-Salem 193,922 (9)</p>
Franklin	 <p>2003 Burden: 4.35% 2002 Burden: 4.05% 2001 Burden: 3.87%</p> <p>Change FY02-03: 7.55% Rank: 50 (2003), 55 (2002)</p> <p>Population: 51,652 Per Capita Income: \$24,043</p>	<p>COUNTY REV./INCOME 3.50% (24) COUNTY REV. PER CAP. \$840.90 (21) PROPERTY TAX/INCOME 2.02% (28) PROPERTY TAX PER CAP. \$486.12 (32) SALES TAX/INCOME 0.51% (66) SALES TAX PER CAPITA \$122.02 (65)</p>	<p>COUNTY REV./INCOME 3.19% (26) COUNTY REV. PER CAP. \$804.02 (20) PROPERTY TAX/INCOME 1.86% (31) PROPERTY TAX PER CAP. \$467.54 (32) SALES TAX/INCOME 0.51% (65) SALES TAX PER CAPITA \$129.19 (57)</p>	<p>Bunn 376 (28) Centerville 104 (—) Franklinton 1,831 (75) Louisburg 3,249 (47) Youngsville 1,049 (39)</p>
Gaston	 <p>2003 Burden: 4.58% 2002 Burden: 4.40% 2001 Burden: 4.26%</p> <p>Change FY02-03: 4.05% Rank: 45 (2003), 37 (2002)</p> <p>Population: 191,236 Per Capita Income: \$27,173</p>	<p>COUNTY REV./INCOME 2.64% (73) COUNTY REV. PER CAP. \$717.60 (53) PROPERTY TAX/INCOME 1.83% (44) PROPERTY TAX PER CAP. \$496.15 (25) SALES TAX/INCOME 0.42% (93) SALES TAX PER CAPITA \$113.17 (83)</p>	<p>COUNTY REV./INCOME 2.61% (62) COUNTY REV. PER CAP. \$713.83 (41) PROPERTY TAX/INCOME 1.79% (34) PROPERTY TAX PER CAP. \$489.16 (27) SALES TAX/INCOME 0.43% (92) SALES TAX PER CAPITA \$117.16 (86)</p>	<p>Belmont 8,828 (57) Bessemer City 5,180 (66) Cherryville 5,527 (60) Cramerton 3,016 (85) Dallas 3,556 (146) Gastonia 68,513 (17) High Shoals 737 (128) Lowell 2,644 (127) McAdenville 598 (183) Mount Holly 9,687 (47) Ranlo 2,195 (131) Spencer Mountain 50 (153) Stanley 3,027 (82)</p>


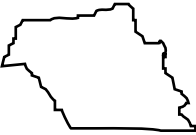

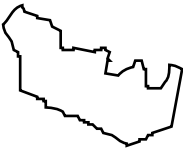


COUNTY	OVERALL DATA COMBINED COUNTY AND MUNICIPAL	2003 DATA COUNTY ONLY (RANK)	2002 DATA COUNTY ONLY (RANK)	2003 MUN. POPULATION (RANK IN COMBINED LOCAL REVENUE PER CAPITA)*
	2003 Burden: 3.42% 2002 Burden: 3.00% 2001 Burden: 3.02% Change FY02-03: 13.88% Rank: 87 (2003), 97 (2002) Population: 10,834 Per Capita Income: \$20,331	COUNTY REV./INCOME 3.07% (51) COUNTY REV. PER CAP. \$623.88 (79) PROPERTY TAX/INCOME 1.85% (40) PROPERTY TAX PER CAP. \$375.38 (72) SALES TAX/INCOME 0.54% (52) SALES TAX PER CAPITA \$110.24 (89)	COUNTY REV./INCOME 2.65% (59) COUNTY REV. PER CAP. \$556.96 (86) PROPERTY TAX/INCOME 1.75% (42) PROPERTY TAX PER CAP. \$366.38 (71) SALES TAX/INCOME 0.56% (45) SALES TAX PER CAPITA \$117.80 (84)	Gatesville 281 (136)
	2003 Burden: 4.40% 2002 Burden: 4.80% 2001 Burden: 4.85% Change FY02-03: -8.34% Rank: 48 (2003), 21 (2002) Population: 8,044 Per Capita Income: \$20,592	COUNTY REV./INCOME 3.77% (13) COUNTY REV. PER CAP. \$776.80 (38) PROPERTY TAX/INCOME 2.22% (15) PROPERTY TAX PER CAP. \$456.85 (39) SALES TAX/INCOME 0.68% (18) SALES TAX PER CAPITA \$139.76 (36)	COUNTY REV./INCOME 4.23% (8) COUNTY REV. PER CAP. \$875.67 (14) PROPERTY TAX/INCOME 1.69% (48) PROPERTY TAX PER CAP. \$350.30 (77) SALES TAX/INCOME 0.68% (17) SALES TAX PER CAPITA \$141.56 (40)	Robbinsville 746 (49) Santeetlah 67 (14)
	2003 Burden: 3.76% 2002 Burden: 3.32% 2001 Burden: 3.07% Change FY02-03: 13.53% Rank: 77 (2003), 83 (2002) Population: 52,442 Per Capita Income: \$21,787	COUNTY REV./INCOME 2.59% (75) COUNTY REV. PER CAP. \$564.75 (95) PROPERTY TAX/INCOME 1.57% (71) PROPERTY TAX PER CAP. \$342.52 (83) SALES TAX/INCOME 0.54% (56) SALES TAX PER CAPITA \$117.03 (76)	COUNTY REV./INCOME 2.29% (89) COUNTY REV. PER CAP. \$515.73 (96) PROPERTY TAX/INCOME 1.40% (85) PROPERTY TAX PER CAP. \$315.11 (88) SALES TAX/INCOME 0.54% (54) SALES TAX PER CAPITA \$121.95 (74)	Creedmoor 2,548 (69) Oxford 8,583 (61) Stem 235 (162) Stovall 385 (149)
	2003 Burden: 3.58% 2002 Burden: 3.08% 2001 Burden: 2.99% Change FY02-03: 16.17% Rank: 83 (2003), 94 (2002) Population: 19,882 Per Capita Income: \$20,567	COUNTY REV./INCOME 2.92% (57) COUNTY REV. PER CAP. \$601.12 (81) PROPERTY TAX/INCOME 1.56% (72) PROPERTY TAX PER CAP. \$321.67 (91) SALES TAX/INCOME 0.52% (64) SALES TAX PER CAPITA \$106.09 (94)	COUNTY REV./INCOME 2.47% (75) COUNTY REV. PER CAP. \$545.81 (89) PROPERTY TAX/INCOME 1.50% (76) PROPERTY TAX PER CAP. \$331.87 (85) SALES TAX/INCOME 0.50% (71) SALES TAX PER CAPITA \$110.56 (94)	Hookerton 479 (176) Snow Hill 1,553 (166) Walstonburg 228 (161)
	2003 Burden: 5.07% 2002 Burden: 4.94% 2001 Burden: 4.79% Change FY02-03: 2.71% Rank: 21 (2003), 16 (2002) Population: 431,199 Per Capita Income: \$31,225	COUNTY REV./INCOME 2.42% (87) COUNTY REV. PER CAP. \$756.88 (42) PROPERTY TAX/INCOME 1.65% (63) PROPERTY TAX PER CAP. \$515.95 (19) SALES TAX/INCOME 0.39% (95) SALES TAX PER CAPITA \$123.27 (63)	COUNTY REV./INCOME 2.42% (79) COUNTY REV. PER CAP. \$764.73 (28) PROPERTY TAX/INCOME 1.66% (52) PROPERTY TAX PER CAP. \$523.38 (18) SALES TAX/INCOME 0.41% (94) SALES TAX PER CAPITA \$128.53 (59)	Gibsonville 4,554 (112) Greensboro 229,180 (7) High Point 89,203 (12) Jamestown 3,092 (37) Oak Ridge 4,159 (179) Pleasant Garden 4,796 (175) Sedalia 627 (181) Stokesdale 3,400 (181) Summerfield 7,258 (83) Whitsett 700 (182)
	2003 Burden: 5.07% 2002 Burden: 4.68% 2001 Burden: 4.30% Change FY02-03: 8.39% Rank: 22 (2003), 25 (2002) Population: 56,874 Per Capita Income: \$20,197	COUNTY REV./INCOME 3.50% (25) COUNTY REV. PER CAP. \$706.27 (55) PROPERTY TAX/INCOME 1.93% (34) PROPERTY TAX PER CAP. \$390.67 (67) SALES TAX/INCOME 0.62% (31) SALES TAX PER CAPITA \$124.84 (57)	COUNTY REV./INCOME 3.20% (25) COUNTY REV. PER CAP. \$658.90 (56) PROPERTY TAX/INCOME 1.90% (30) PROPERTY TAX PER CAP. \$390.09 (58) SALES TAX/INCOME 0.62% (33) SALES TAX PER CAPITA \$128.26 (61)	Enfield 2,409 (151) Halifax 339 (107) Hobgood 397 (156) Littleton 683 (68) Roanoke Rapids 16,821 (62) Scotland Neck 2,299 (123) Weldon 1,355 (80)



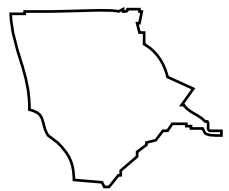


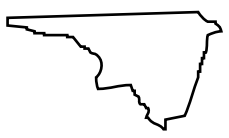
* Rank within relevant population range.

COUNTY	OVERALL DATA COMBINED COUNTY AND MUNICIPAL	2003 DATA COUNTY ONLY (RANK)	2002 DATA COUNTY ONLY (RANK)	2003 MUN. POPULATION (RANK IN COMBINED LOCAL REVENUE PER CAPITA)*
Harnett	 <p>2003 Burden: 4.32% 2002 Burden: 3.70% 2001 Burden: 3.75%</p> <p>Change FY02-03: 16.99% Rank: 52 (2003), 67 (2002)</p> <p>Population: 97,794 Per Capita Income: \$22,484</p>	<p>COUNTY REV./INCOME 3.08% (50) COUNTY REV. PER CAP. \$691.65 (59) PROPERTY TAX/INCOME 1.45% (84) PROPERTY TAX PER CAP. \$326.47 (89) SALES TAX/INCOME 0.54% (54) SALES TAX PER CAPITA \$121.68 (66)</p>	<p>COUNTY REV./INCOME 2.50% (73) COUNTY REV. PER CAP. \$577.45 (82) PROPERTY TAX/INCOME 1.35% (88) PROPERTY TAX PER CAP. \$312.82 (90) SALES TAX/INCOME 0.53% (59) SALES TAX PER CAPITA \$122.99 (70)</p>	<p>Angier 3,748 (95) Coats 1,951 (129) Dunn 9,665 (50) Erwin 4,697 (130) Lillington 3,005 (98)</p>
Haywood	 <p>2003 Burden: 4.72% 2002 Burden: 4.14% 2001 Burden: 4.11%</p> <p>Change FY02-03: 13.93% Rank: 37 (2003), 51 (2002)</p> <p>Population: 55,822 Per Capita Income: \$24,261</p>	<p>COUNTY REV./INCOME 3.46% (27) COUNTY REV. PER CAP. \$839.62 (22) PROPERTY TAX/INCOME 2.29% (14) PROPERTY TAX PER CAP. \$555.53 (14) SALES TAX/INCOME 0.62% (30) SALES TAX PER CAPITA \$150.05 (23)</p>	<p>COUNTY REV./INCOME 2.97% (35) COUNTY REV. PER CAP. \$717.56 (40) PROPERTY TAX/INCOME 1.84% (33) PROPERTY TAX PER CAP. \$443.97 (38) SALES TAX/INCOME 0.65% (28) SALES TAX PER CAPITA \$156.08 (21)</p>	<p>Canton 4,080 (29) Clyde 1,373 (61) Maggie Valley 787 (16) Waynesville 9,482 (14)</p>
Henderson	 <p>2003 Burden: 3.54% 2002 Burden: 3.43% 2001 Burden: 3.31%</p> <p>Change FY02-03: 3.28% Rank: 85 (2003), 78 (2002)</p> <p>Population: 94,496 Per Capita Income: \$28,252</p>	<p>COUNTY REV./INCOME 2.67% (71) COUNTY REV. PER CAP. \$753.00 (44) PROPERTY TAX/INCOME 1.60% (67) PROPERTY TAX PER CAP. \$451.17 (42) SALES TAX/INCOME 0.56% (46) SALES TAX PER CAPITA \$157.00 (17)</p>	<p>COUNTY REV./INCOME 2.57% (65) COUNTY REV. PER CAP. \$735.93 (35) PROPERTY TAX/INCOME 1.59% (63) PROPERTY TAX PER CAP. \$454.51 (37) SALES TAX/INCOME 0.57% (42) SALES TAX PER CAPITA \$162.15 (18)</p>	<p>Flat Rock 2,738 (173) Fletcher 4,960 (74) Hendersonville 11,674 (32) Laurel Park 2,100 (62)</p>
Hertford	 <p>2003 Burden: 4.68% 2002 Burden: 4.51% 2001 Burden: 4.79%</p> <p>Change FY02-03: 3.63% Rank: 41 (2003), 32 (2002)</p> <p>Population: 23,755 Per Capita Income: \$21,044</p>	<p>COUNTY REV./INCOME 3.26% (34) COUNTY REV. PER CAP. \$686.00 (61) PROPERTY TAX/INCOME 2.03% (26) PROPERTY TAX PER CAP. \$427.39 (45) SALES TAX/INCOME 0.66% (22) SALES TAX PER CAPITA \$138.27 (38)</p>	<p>COUNTY REV./INCOME 3.06% (31) COUNTY REV. PER CAP. \$635.96 (64) PROPERTY TAX/INCOME 1.98% (23) PROPERTY TAX PER CAP. \$410.53 (49) SALES TAX/INCOME 0.66% (24) SALES TAX PER CAPITA \$138.08 (43)</p>	<p>Ahoskie 4,478 (83) Cofield 334 (103) Como 74 (88) Harrellsville 99 (—) Murfreesboro 2,348 (88) Winton 940 (122)</p>
Hoke	 <p>2003 Burden: 4.01% 2002 Burden: 3.21% 2001 Burden: 2.83%</p> <p>Change FY02-03: 25.19% Rank: 66 (2003), 88 (2002)</p> <p>Population: 36,990 Per Capita Income: \$17,739</p>	<p>COUNTY REV./INCOME 3.00% (55) COUNTY REV. PER CAP. \$532.08 (97) PROPERTY TAX/INCOME 1.53% (80) PROPERTY TAX PER CAP. \$270.79 (98) SALES TAX/INCOME 0.59% (37) SALES TAX PER CAPITA \$104.97 (96)</p>	<p>COUNTY REV./INCOME 2.34% (86) COUNTY REV. PER CAP. \$424.58 (100) PROPERTY TAX/INCOME 1.44% (82) PROPERTY TAX PER CAP. \$261.68 (98) SALES TAX/INCOME 0.39% (95) SALES TAX PER CAPITA \$70.96 (99)</p>	<p>Raeford 3,602 (120)</p>
Hyde	 <p>2003 Burden: 9.12% 2002 Burden: 7.31% 2001 Burden: 7.39%</p> <p>Change FY02-03: 24.83% Rank: 2 (2003), 2 (2002)</p> <p>Population: 5,720 Per Capita Income: \$19,420</p>	<p>COUNTY REV./INCOME 8.11% (1) COUNTY REV. PER CAP. \$1,574.20 (3) PROPERTY TAX/INCOME 3.59% (1) PROPERTY TAX PER CAP. \$697.17 (6) SALES TAX/INCOME 0.96% (2) SALES TAX PER CAPITA \$186.32 (5)</p>	<p>COUNTY REV./INCOME 6.37% (3) COUNTY REV. PER CAP. \$1,303.07 (3) PROPERTY TAX/INCOME 3.48% (2) PROPERTY TAX PER CAP. \$711.26 (6) SALES TAX/INCOME 0.91% (2) SALES TAX PER CAPITA \$187.17 (9)</p>	<p>No incorporated municipalities.</p>



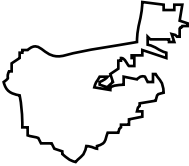
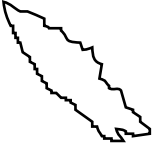


COUNTY	OVERALL DATA COMBINED COUNTY AND MUNICIPAL	2003 DATA COUNTY ONLY (RANK)	2002 DATA COUNTY ONLY (RANK)	2003 MUN. POPULATION (RANK IN COMBINED LOCAL REVENUE PER CAPITA)*
	2003 Burden: 3.80% 2002 Burden: 3.69% 2001 Burden: 3.62% Change FY02-03: 3.19% Rank: 72 (2003), 68 (2002) Population: 133,280 Per Capita Income: \$26,863	COUNTY REV./INCOME 2.52% (79) COUNTY REV. PER CAP. \$676.48 (64) PROPERTY TAX/INCOME 1.55% (76) PROPERTY TAX PER CAP. \$415.80 (50) SALES TAX/INCOME 0.55% (48) SALES TAX PER CAPITA \$147.95 (27)	COUNTY REV./INCOME 2.44% (78) COUNTY REV. PER CAP. \$670.06 (52) PROPERTY TAX/INCOME 1.49% (79) PROPERTY TAX PER CAP. \$409.65 (50) SALES TAX/INCOME 0.55% (48) SALES TAX PER CAPITA \$151.13 (26)	Harmony 556 (152) Love Valley 50 (94) Mooresville 20,711 (23) Statesville 24,622 (39) Troutman 1,663 (99)
		2003 Burden: 3.72% 2002 Burden: 3.74% 2001 Burden: 3.84% Change FY02-03: -0.46% Rank: 79 (2003), 65 (2002) Population: 34,990 Per Capita Income: \$22,744	COUNTY REV./INCOME 3.52% (23) COUNTY REV. PER CAP. \$800.25 (33) PROPERTY TAX/INCOME 2.18% (19) PROPERTY TAX PER CAP. \$496.06 (26) SALES TAX/INCOME 0.82% (5) SALES TAX PER CAPITA \$186.16 (6)	COUNTY REV./INCOME 3.53% (15) COUNTY REV. PER CAP. \$794.92 (22) PROPERTY TAX/INCOME 2.20% (14) PROPERTY TAX PER CAP. \$494.77 (24) SALES TAX/INCOME 0.87% (4) SALES TAX PER CAPITA \$195.49 (5)
		2003 Burden: 4.74% 2002 Burden: 4.39% 2001 Burden: 4.12% Change FY02-03: 7.87% Rank: 35 (2003), 39 (2002) Population: 136,304 Per Capita Income: \$25,502	COUNTY REV./INCOME 3.21% (39) COUNTY REV. PER CAP. \$819.87 (27) PROPERTY TAX/INCOME 1.68% (61) PROPERTY TAX PER CAP. \$428.03 (44) SALES TAX/INCOME 0.55% (49) SALES TAX PER CAPITA \$139.99 (35)	COUNTY REV./INCOME 2.66% (58) COUNTY REV. PER CAP. \$710.42 (42) PROPERTY TAX/INCOME 1.62% (59) PROPERTY TAX PER CAP. \$433.48 (40) SALES TAX/INCOME 0.54% (55) SALES TAX PER CAPITA \$144.79 (33)
		2003 Burden: 3.72% 2002 Burden: 4.40% 2001 Burden: 3.00% Change FY02-03: -15.48% Rank: 80 (2003), 38 (2002) Population: 10,184 Per Capita Income: \$21,728	COUNTY REV./INCOME 2.90% (59) COUNTY REV. PER CAP. \$630.62 (77) PROPERTY TAX/INCOME 1.72% (55) PROPERTY TAX PER CAP. \$374.41 (73) SALES TAX/INCOME 0.47% (79) SALES TAX PER CAPITA \$102.11 (99)	COUNTY REV./INCOME 2.27% (91) COUNTY REV. PER CAP. \$528.33 (94) PROPERTY TAX/INCOME 1.59% (62) PROPERTY TAX PER CAP. \$370.58 (68) SALES TAX/INCOME 0.44% (87) SALES TAX PER CAPITA \$102.98 (96)
		2003 Burden: 4.80% 2002 Burden: 4.72% 2001 Burden: 4.74% Change FY02-03: 1.85% Rank: 33 (2003), 22 (2002) Population: 49,792 Per Capita Income: \$26,598	COUNTY REV./INCOME 2.80% (65) COUNTY REV. PER CAP. \$744.61 (45) PROPERTY TAX/INCOME 1.84% (41) PROPERTY TAX PER CAP. \$488.84 (30) SALES TAX/INCOME 0.49% (75) SALES TAX PER CAPITA \$129.55 (53)	COUNTY REV./INCOME 2.77% (47) COUNTY REV. PER CAP. \$726.24 (39) PROPERTY TAX/INCOME 1.85% (32) PROPERTY TAX PER CAP. \$486.02 (28) SALES TAX/INCOME 0.51% (66) SALES TAX PER CAPITA \$134.59 (50)
		2003 Burden: 4.19% 2002 Burden: 4.22% 2001 Burden: 3.82% Change FY02-03: -0.62% Rank: 58 (2003), 46 (2002) Population: 58,900 Per Capita Income: \$23,936	COUNTY REV./INCOME 2.65% (72) COUNTY REV. PER CAP. \$635.25 (73) PROPERTY TAX/INCOME 1.71% (58) PROPERTY TAX PER CAP. \$408.23 (54) SALES TAX/INCOME 0.55% (47) SALES TAX PER CAPITA \$132.46 (48)	COUNTY REV./INCOME 2.68% (55) COUNTY REV. PER CAP. \$653.90 (59) PROPERTY TAX/INCOME 1.73% (46) PROPERTY TAX PER CAP. \$421.04 (42) SALES TAX/INCOME 0.56% (46) SALES TAX PER CAPITA \$136.68 (46)

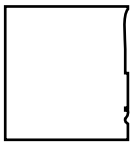


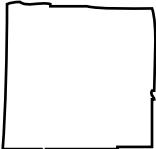


* Rank within relevant population range.

COUNTY	OVERALL DATA COMBINED COUNTY AND MUNICIPAL	2003 DATA COUNTY ONLY (RANK)	2002 DATA COUNTY ONLY (RANK)	2003 MUN. POPULATION (RANK IN COMBINED LOCAL REVENUE PER CAPITA)*
Lincoln	 <p>2003 Burden: 4.69% 2002 Burden: 4.25% 2001 Burden: 3.87%</p> <p>Change FY02-03: 10.26% Rank: 39 (2003), 45 (2002)</p> <p>Population: 67,394 Per Capita Income: \$23,638</p>	<p>COUNTY REV./INCOME 3.61% (18)</p> <p>COUNTY REV. PER CAP. \$853.99 (17)</p> <p>PROPERTY TAX/INCOME 1.98% (32)</p> <p>PROPERTY TAX PER CAP. \$469.04 (34)</p> <p>SALES TAX/INCOME 0.58% (40)</p> <p>SALES TAX PER CAPITA \$137.48 (41)</p>	<p>COUNTY REV./INCOME 3.21% (24)</p> <p>COUNTY REV. PER CAP. \$778.48 (24)</p> <p>PROPERTY TAX/INCOME 1.91% (28)</p> <p>PROPERTY TAX PER CAP. \$463.72 (33)</p> <p>SALES TAX/INCOME 0.59% (38)</p> <p>SALES TAX PER CAPITA \$144.34 (34)</p>	<p>Lincolnton 10,339 (33)</p>
Macon	 <p>2003 Burden: 5.09% 2002 Burden: 5.14% 2001 Burden: 5.05%</p> <p>Change FY02-03: -0.82% Rank: 20 (2003), 13 (2002)</p> <p>Population: 31,376 Per Capita Income: \$20,951</p>	<p>COUNTY REV./INCOME 4.07% (9)</p> <p>COUNTY REV. PER CAP. \$971.23 (9)</p> <p>PROPERTY TAX/INCOME 2.44% (8)</p> <p>PROPERTY TAX PER CAP. \$582.25 (13)</p> <p>SALES TAX/INCOME 0.81% (7)</p> <p>SALES TAX PER CAPITA \$192.22 (4)</p>	<p>COUNTY REV./INCOME 4.13% (9)</p> <p>COUNTY REV. PER CAP. \$977.76 (8)</p> <p>PROPERTY TAX/INCOME 2.49% (7)</p> <p>PROPERTY TAX PER CAP. \$588.36 (11)</p> <p>SALES TAX/INCOME 0.84% (6)</p> <p>SALES TAX PER CAPITA \$199.83 (4)</p>	<p>Franklin 3,629 (35) Highlands 929 (9)</p>
Madison	 <p>2003 Burden: 3.02% 2002 Burden: 3.04% 2001 Burden: 2.95%</p> <p>Change FY02-03: -0.60% Rank: 98 (2003), 96 (2002)</p> <p>Population: 19,976 Per Capita Income: \$23,874</p>	<p>COUNTY REV./INCOME 2.46% (84)</p> <p>COUNTY REV. PER CAP. \$519.13 (100)</p> <p>PROPERTY TAX/INCOME 1.54% (78)</p> <p>PROPERTY TAX PER CAP. \$324.39 (90)</p> <p>SALES TAX/INCOME 0.54% (51)</p> <p>SALES TAX PER CAPITA \$114.56 (80)</p>	<p>COUNTY REV./INCOME 2.48% (74)</p> <p>COUNTY REV. PER CAP. \$534.07 (93)</p> <p>PROPERTY TAX/INCOME 1.57% (70)</p> <p>PROPERTY TAX PER CAP. \$337.65 (81)</p> <p>SALES TAX/INCOME 0.52% (63)</p> <p>SALES TAX PER CAPITA \$111.38 (92)</p>	<p>Hot Springs 652 (190) Mars Hill 1,805 (171) Marshall 843 (114)</p>
Martin	 <p>2003 Burden: 5.07% 2002 Burden: 4.96% 2001 Burden: 4.58%</p> <p>Change FY02-03: 2.22% Rank: 23 (2003), 15 (2002)</p> <p>Population: 24,928 Per Capita Income: \$21,097</p>	<p>COUNTY REV./INCOME 3.67% (15)</p> <p>COUNTY REV. PER CAP. \$807.06 (30)</p> <p>PROPERTY TAX/INCOME 2.29% (12)</p> <p>PROPERTY TAX PER CAP. \$504.39 (23)</p> <p>SALES TAX/INCOME 0.65% (26)</p> <p>SALES TAX PER CAPITA \$143.16 (33)</p>	<p>COUNTY REV./INCOME 3.60% (12)</p> <p>COUNTY REV. PER CAP. \$775.40 (25)</p> <p>PROPERTY TAX/INCOME 2.28% (12)</p> <p>PROPERTY TAX PER CAP. \$491.81 (26)</p> <p>SALES TAX/INCOME 0.68% (21)</p> <p>SALES TAX PER CAPITA \$145.57 (32)</p>	<p>Bear Grass 65 (120) Everetts 176 (121) Hamilton 502 (115) Hassell 73 (164) Jamesville 481 (65) Oak City 365 (96) Parmele 281 (126) Robersonville 1,669 (109) Williamston 5,862 (36)</p>
McDowell	 <p>2003 Burden: 3.19% 2002 Burden: 3.22% 2001 Burden: 2.96%</p> <p>Change FY02-03: -0.90% Rank: 95 (2003), 87 (2002)</p> <p>Population: 43,080 Per Capita Income: \$22,000</p>	<p>COUNTY REV./INCOME 2.49% (83)</p> <p>COUNTY REV. PER CAP. \$521.46 (99)</p> <p>PROPERTY TAX/INCOME 1.33% (92)</p> <p>PROPERTY TAX PER CAP. \$278.64 (96)</p> <p>SALES TAX/INCOME 0.69% (16)</p> <p>SALES TAX PER CAPITA \$144.07 (30)</p>	<p>COUNTY REV./INCOME 2.55% (66)</p> <p>COUNTY REV. PER CAP. \$543.99 (90)</p> <p>PROPERTY TAX/INCOME 1.33% (89)</p> <p>PROPERTY TAX PER CAP. \$283.71 (96)</p> <p>SALES TAX/INCOME 0.70% (14)</p> <p>SALES TAX PER CAPITA \$149.25 (29)</p>	<p>Marion 6,087 (77) Old Fort 972 (82)</p>
Mecklenburg	 <p>2003 Burden: 5.69% 2002 Burden: 5.52% 2001 Burden: 5.33%</p> <p>Change FY02-03: 3.18% Rank: 11 (2003), 9 (2002)</p> <p>Population: 750,221 Per Capita Income: \$38,556</p>	<p>COUNTY REV./INCOME 2.95% (56)</p> <p>COUNTY REV. PER CAP. \$1,137.53 (7)</p> <p>PROPERTY TAX/INCOME 2.03% (27)</p> <p>PROPERTY TAX PER CAP. \$782.23 (3)</p> <p>SALES TAX/INCOME 0.51% (67)</p> <p>SALES TAX PER CAPITA \$195.00 (3)</p>	<p>COUNTY REV./INCOME 2.94% (36)</p> <p>COUNTY REV. PER CAP. \$1,143.03 (5)</p> <p>PROPERTY TAX/INCOME 2.04% (19)</p> <p>PROPERTY TAX PER CAP. \$793.23 (3)</p> <p>SALES TAX/INCOME 0.52% (64)</p> <p>SALES TAX PER CAPITA \$200.26 (3)</p>	<p>Charlotte 599,771 (1) Cornelius 15,399 (6) Davidson 7,855 (13) Huntersville 29,387 (11) Matthews 24,357 (15) Mint Hill 17,686 (31) Pineville 3,975 (16)</p>


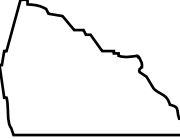
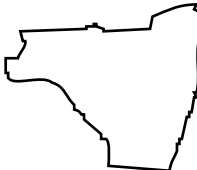



COUNTY	OVERALL DATA COMBINED COUNTY AND MUNICIPAL	2003 DATA COUNTY ONLY (RANK)	2002 DATA COUNTY ONLY (RANK)	2003 MUN. POPULATION (RANK IN COMBINED LOCAL REVENUE PER CAPITA)*
Mitchell	 <p>2003 Burden: 4.32% 2002 Burden: 4.14% 2001 Burden: 4.06%</p> <p>Change FY02-03: 4.14% Rank: 54 (2003), 50 (2002)</p> <p>Population: 15,925 Per Capita Income: \$20,028</p>	<p>COUNTY REV./INCOME 3.44% (28) COUNTY REV. PER CAP. \$689.91 (60) PROPERTY TAX/INCOME 1.96% (33) PROPERTY TAX PER CAP. \$392.54 (66) SALES TAX/INCOME 0.78% (8) SALES TAX PER CAPITA \$157.12 (15)</p>	<p>COUNTY REV./INCOME 3.27% (22) COUNTY REV. PER CAP. \$669.36 (53) PROPERTY TAX/INCOME 1.77% (38) PROPERTY TAX PER CAP. \$361.70 (72) SALES TAX/INCOME 0.80% (7) SALES TAX PER CAPITA \$164.70 (15)</p>	<p>Bakersville 360 (35) Spruce Pine 2,040 (71)</p>
Montgomery	 <p>2003 Burden: 5.05% 2002 Burden: 3.89% 2001 Burden: 3.89%</p> <p>Change FY02-03: 29.97% Rank: 24 (2003), 60 (2002)</p> <p>Population: 27,332 Per Capita Income: \$22,606</p>	<p>COUNTY REV./INCOME 3.41% (30) COUNTY REV. PER CAP. \$769.84 (39) PROPERTY TAX/INCOME 1.68% (59) PROPERTY TAX PER CAP. \$380.20 (71) SALES TAX/INCOME 0.48% (77) SALES TAX PER CAPITA \$108.47 (93)</p>	<p>COUNTY REV./INCOME 2.54% (68) COUNTY REV. PER CAP. \$580.91 (81) PROPERTY TAX/INCOME 1.62% (61) PROPERTY TAX PER CAP. \$370.06 (69) SALES TAX/INCOME 0.50% (73) SALES TAX PER CAPITA \$113.45 (90)</p>	<p>Biscoe 1,746 (84) Candor 839 (51) Mount Gilead 1,396 (86) Star 816 (41) Troy 4,230 (134)</p>
Moore	 <p>2003 Burden: 3.81% 2002 Burden: 3.43% 2001 Burden: 3.45%</p> <p>Change FY02-03: 11.20% Rank: 71 (2003), 77 (2002)</p> <p>Population: 78,226 Per Capita Income: \$32,107</p>	<p>COUNTY REV./INCOME 2.30% (95) COUNTY REV. PER CAP. \$739.78 (48) PROPERTY TAX/INCOME 1.32% (93) PROPERTY TAX PER CAP. \$424.50 (46) SALES TAX/INCOME 0.45% (88) SALES TAX PER CAPITA \$143.69 (31)</p>	<p>COUNTY REV./INCOME 1.94% (99) COUNTY REV. PER CAP. \$638.33 (63) PROPERTY TAX/INCOME 1.27% (93) PROPERTY TAX PER CAP. \$417.65 (43) SALES TAX/INCOME 0.44% (89) SALES TAX PER CAPITA \$144.28 (35)</p>	<p>Aberdeen 3,825 (45) Cameron 289 (79) Carthage 2,132 (57) Foxfire Village 494 (42) Pinebluff 1,158 (79) Pinehurst 10,498 (21) Robbins 1,236 (64) Southern Pines 11,424 (27) Taylortown 908 (80) Vass 767 (55) Whisp. Pines 2,183 (70)</p>
Nash	 <p>2003 Burden: 4.15% 2002 Burden: 4.17% 2001 Burden: 3.88%</p> <p>Change FY02-03: -0.38% Rank: 60 (2003), 48 (2002)</p> <p>Population: 89,626 Per Capita Income: \$25,998</p>	<p>COUNTY REV./INCOME 2.25% (98) COUNTY REV. PER CAP. \$583.69 (87) PROPERTY TAX/INCOME 1.53% (81) PROPERTY TAX PER CAP. \$396.55 (63) SALES TAX/INCOME 0.46% (81) SALES TAX PER CAPITA \$120.01 (71)</p>	<p>COUNTY REV./INCOME 2.22% (94) COUNTY REV. PER CAP. \$593.30 (76) PROPERTY TAX/INCOME 1.50% (77) PROPERTY TAX PER CAP. \$399.90 (56) SALES TAX/INCOME 0.48% (79) SALES TAX PER CAPITA \$128.41 (60)</p>	<p>Bailey 684 (102) Castalia 352 (185) Dortches 819 (213) Middlesex 841 (63) Momeyer 294 (210) Nashville 4,594 (101) Red Oak 2,809 (197) Rocky Mount 56,136 (20) Sharpsburg 2,461 (178) Spring Hope 1,269 (60)</p>
New Hanover	 <p>2003 Burden: 6.47% 2002 Burden: 6.18% 2001 Burden: 5.58%</p> <p>Change FY02-03: 4.61% Rank: 6 (2003), 6 (2002)</p> <p>Population: 169,050 Per Capita Income: \$29,408</p>	<p>COUNTY REV./INCOME 3.91% (10) COUNTY REV. PER CAP. \$1,149.85 (6) PROPERTY TAX/INCOME 2.42% (9) PROPERTY TAX PER CAP. \$712.00 (5) SALES TAX/INCOME 0.62% (32) SALES TAX PER CAPITA \$181.37 (8)</p>	<p>COUNTY REV./INCOME 3.56% (13) COUNTY REV. PER CAP. \$1,060.67 (7) PROPERTY TAX/INCOME 2.41% (8) PROPERTY TAX PER CAP. \$716.68 (5) SALES TAX/INCOME 0.64% (29) SALES TAX PER CAPITA \$190.45 (7)</p>	<p>Carolina Beach 5,316 (3) Kure Beach 1,755 (21) Wilmington 92,668 (2) Wrightsville Bch 2,584 (7)</p>
Northampton	 <p>2003 Burden: 4.79% 2002 Burden: 4.30% 2001 Burden: 4.16%</p> <p>Change FY02-03: 11.59% Rank: 34 (2003), 43 (2002)</p> <p>Population: 21,798 Per Capita Income: \$22,084</p>	<p>COUNTY REV./INCOME 3.78% (12) COUNTY REV. PER CAP. \$834.90 (23) PROPERTY TAX/INCOME 2.11% (22) PROPERTY TAX PER CAP. \$465.30 (35) SALES TAX/INCOME 0.48% (78) SALES TAX PER CAPITA \$105.12 (95)</p>	<p>COUNTY REV./INCOME 3.37% (20) COUNTY REV. PER CAP. \$766.61 (26) PROPERTY TAX/INCOME 2.08% (18) PROPERTY TAX PER CAP. \$472.74 (29) SALES TAX/INCOME 0.43% (91) SALES TAX PER CAPITA \$98.45 (98)</p>	<p>Conway 720 (64) Garysburg 1,240 (128) Gaston 997 (72) Jackson 687 (70) Lasker 98 (123) Rich Square 886 (54) Seaboard 674 (83) Severn 258 (29) Woodland 819 (74)</p>


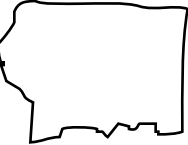




* Rank within relevant population range.

COUNTY	OVERALL DATA COMBINED COUNTY AND MUNICIPAL	2003 DATA COUNTY ONLY (RANK)	2002 DATA COUNTY ONLY (RANK)	2003 MUN. POPULATION (RANK IN COMBINED LOCAL REVENUE PER CAPITA)*
<p>Onslow</p> 	<p>2003 Burden: 3.22% 2002 Burden: 3.18% 2001 Burden: 3.33%</p> <p>Change FY02-03: 1.49% Rank: 93 (2003), 90 (2002)</p> <p>Population: 156,967 Per Capita Income: \$25,317</p>	<p>COUNTY REV./INCOME 2.08% (100) COUNTY REV. PER CAP. \$526.70 (98) PROPERTY TAX/INCOME 0.97% (100) PROPERTY TAX PER CAP. \$245.16 (99) SALES TAX/INCOME 0.45% (89) SALES TAX PER CAPITA \$113.07 (84)</p>	<p>COUNTY REV./INCOME 2.01% (98) COUNTY REV. PER CAP. \$498.89 (99) PROPERTY TAX/INCOME 1.03% (100) PROPERTY TAX PER CAP. \$254.60 (99) SALES TAX/INCOME 0.48% (76) SALES TAX PER CAPITA \$120.30 (80)</p>	<p>Holly Ridge 837 (116) Jacksonville 72,829 (25) North Topsail Bch 828 (11) Richlands 932 (97) Swansboro 1,494 (68)</p>
<p>Orange</p> 	<p>2003 Burden: 4.59% 2002 Burden: 4.64% 2001 Burden: 4.45%</p> <p>Change FY02-03: -1.21% Rank: 44 (2003), 27 (2002)</p> <p>Population: 120,881 Per Capita Income: \$33,375</p>	<p>COUNTY REV./INCOME 2.74% (67) COUNTY REV. PER CAP. \$916.12 (12) PROPERTY TAX/INCOME 1.99% (31) PROPERTY TAX PER CAP. \$664.41 (7) SALES TAX/INCOME 0.35% (98) SALES TAX PER CAPITA \$118.00 (74)</p>	<p>COUNTY REV./INCOME 2.74% (51) COUNTY REV. PER CAP. \$907.81 (12) PROPERTY TAX/INCOME 1.96% (25) PROPERTY TAX PER CAP. \$647.88 (7) SALES TAX/INCOME 0.38% (97) SALES TAX PER CAPITA \$126.24 (67)</p>	<p>Carrboro 17,585 (16) Chapel Hill 51,485 (6) Hillsborough 5,541 (9)</p>
<p>Pamlico</p> 	<p>2003 Burden: 4.03% 2002 Burden: 3.74% 2001 Burden: 3.67%</p> <p>Change FY02-03: 7.51% Rank: 65 (2003), 64 (2002)</p> <p>Population: 12,992 Per Capita Income: \$24,565</p>	<p>COUNTY REV./INCOME 3.34% (31) COUNTY REV. PER CAP. \$820.54 (26) PROPERTY TAX/INCOME 2.02% (29) PROPERTY TAX PER CAP. \$495.81 (27) SALES TAX/INCOME 0.53% (57) SALES TAX PER CAPITA \$131.04 (50)</p>	<p>COUNTY REV./INCOME 3.02% (34) COUNTY REV. PER CAP. \$731.25 (38) PROPERTY TAX/INCOME 2.04% (20) PROPERTY TAX PER CAP. \$494.63 (25) SALES TAX/INCOME 0.53% (58) SALES TAX PER CAPITA \$128.95 (58)</p>	<p>Alliance 793 (187) Arapahoe 432 (188) Bayboro 741 (143) Grantsboro 822 (184) Mesic 251 (157) Minnesott Beach 309 (90) Oriental 864 (53) Stonewall 283 (163) Vandemere 284 (137)</p>
<p>Pasquotank</p> 	<p>2003 Burden: 5.84% 2002 Burden: 5.38% 2001 Burden: 6.02%</p> <p>Change FY02-03: 8.56% Rank: 10 (2003), 10 (2002)</p> <p>Population: 36,432 Per Capita Income: \$21,576</p>	<p>COUNTY REV./INCOME 3.72% (14) COUNTY REV. PER CAP. \$803.24 (32) PROPERTY TAX/INCOME 1.61% (65) PROPERTY TAX PER CAP. \$346.38 (80) SALES TAX/INCOME 0.68% (19) SALES TAX PER CAPITA \$146.42 (28)</p>	<p>COUNTY REV./INCOME 3.38% (19) COUNTY REV. PER CAP. \$735.65 (36) PROPERTY TAX/INCOME 1.64% (53) PROPERTY TAX PER CAP. \$358.52 (73) SALES TAX/INCOME 0.68% (16) SALES TAX PER CAPITA \$149.26 (28)</p>	<p>Elizabeth City 17,686 (43)</p>
<p>Pender</p> 	<p>2003 Burden: 4.43% 2002 Burden: 4.04% 2001 Burden: 3.82%</p> <p>Change FY02-03: 9.59% Rank: 47 (2003), 56 (2002)</p> <p>Population: 43,699 Per Capita Income: \$21,720</p>	<p>COUNTY REV./INCOME 3.31% (32) COUNTY REV. PER CAP. \$719.66 (52) PROPERTY TAX/INCOME 2.08% (24) PROPERTY TAX PER CAP. \$452.22 (41) SALES TAX/INCOME 0.57% (41) SALES TAX PER CAPITA \$123.54 (62)</p>	<p>COUNTY REV./INCOME 3.10% (28) COUNTY REV. PER CAP. \$695.28 (43) PROPERTY TAX/INCOME 2.10% (17) PROPERTY TAX PER CAP. \$470.62 (31) SALES TAX/INCOME 0.56% (47) SALES TAX PER CAPITA \$124.95 (69)</p>	<p>Atkinson 239 (38) Burgaw 3,493 (90) Saint Helena 417 (155) Surf City 1,495 (14) Topsail Beach 497 (10) Watha 161 (173)</p>
<p>Perquimans</p> 	<p>2003 Burden: 4.66% 2002 Burden: 4.10% 2001 Burden: 3.95%</p> <p>Change FY02-03: 13.79% Rank: 42 (2003), 53 (2002)</p> <p>Population: 11,712 Per Capita Income: \$21,603</p>	<p>COUNTY REV./INCOME 3.49% (26) COUNTY REV. PER CAP. \$753.28 (43) PROPERTY TAX/INCOME 1.83% (43) PROPERTY TAX PER CAP. \$395.42 (64) SALES TAX/INCOME 0.53% (59) SALES TAX PER CAPITA \$113.90 (82)</p>	<p>COUNTY REV./INCOME 2.80% (46) COUNTY REV. PER CAP. \$618.28 (67) PROPERTY TAX/INCOME 1.75% (40) PROPERTY TAX PER CAP. \$387.68 (59) SALES TAX/INCOME 0.50% (69) SALES TAX PER CAPITA \$110.90 (93)</p>	<p>Hertford 2,080 (108) Winfall 567 (86)</p>







COUNTY	OVERALL DATA COMBINED COUNTY AND MUNICIPAL	2003 DATA COUNTY ONLY (RANK)	2002 DATA COUNTY ONLY (RANK)	2003 MUN. POPULATION (RANK IN COMBINED LOCAL REVENUE PER CAPITA)*
Person 	2003 Burden: 4.65% 2002 Burden: 4.55% 2001 Burden: 4.19% Change FY02-03: 2.19% Rank: 43 (2003), 30 (2002) Population: 36,980 Per Capita Income: \$23,690	COUNTY REV./INCOME 3.56% (19) COUNTY REV. PER CAP. \$844.29 (20) PROPERTY TAX/INCOME 2.34% (10) PROPERTY TAX PER CAP. \$554.36 (15) SALES TAX/INCOME 0.56% (44) SALES TAX PER CAPITA \$133.01 (45)	COUNTY REV./INCOME 3.54% (14) COUNTY REV. PER CAP. \$849.52 (17) PROPERTY TAX/INCOME 2.31% (10) PROPERTY TAX PER CAP. \$554.77 (13) SALES TAX/INCOME 0.59% (39) SALES TAX PER CAPITA \$141.70 (39)	Roxboro 8,861 (20)
Pitt 	2003 Burden: 4.74% 2002 Burden: 4.57% 2001 Burden: 4.53% Change FY02-03: 3.62% Rank: 36 (2003), 29 (2002) Population: 139,007 Per Capita Income: \$24,731	COUNTY REV./INCOME 2.56% (77) COUNTY REV. PER CAP. \$633.57 (74) PROPERTY TAX/INCOME 1.33% (91) PROPERTY TAX PER CAP. \$330.12 (86) SALES TAX/INCOME 0.50% (70) SALES TAX PER CAPITA \$124.30 (58)	COUNTY REV./INCOME 2.45% (76) COUNTY REV. PER CAP. \$610.23 (69) PROPERTY TAX/INCOME 1.28% (91) PROPERTY TAX PER CAP. \$318.01 (87) SALES TAX/INCOME 0.52% (62) SALES TAX PER CAPITA \$130.60 (54)	Ayden 4,642 (150) Bethel 1,749 (143) Falkland 113 (172) Farmville 4,591 (104) Fountain 538 (110) Greenville 65,782 (18) Grifton 2,303 (158) Grimesland 438 (144) Simpson 464 (148) Winterville 5,761 (73)
Polk 	2003 Burden: 3.15% 2002 Burden: 3.10% 2001 Burden: 2.73% Change FY02-03: 1.78% Rank: 97 (2003), 93 (2002) Population: 18,896 Per Capita Income: \$31,719	COUNTY REV./INCOME 2.34% (94) COUNTY REV. PER CAP. \$742.99 (46) PROPERTY TAX/INCOME 1.56% (73) PROPERTY TAX PER CAP. \$494.36 (28) SALES TAX/INCOME 0.38% (96) SALES TAX PER CAPITA \$121.16 (67)	COUNTY REV./INCOME 2.31% (87) COUNTY REV. PER CAP. \$739.07 (34) PROPERTY TAX/INCOME 1.56% (73) PROPERTY TAX PER CAP. \$498.18 (22) SALES TAX/INCOME 0.38% (96) SALES TAX PER CAPITA \$122.74 (71)	Columbus 1,040 (56) Saluda 572 (22) Tryon 1,768 (32)
Randolph 	2003 Burden: 3.57% 2002 Burden: 3.41% 2001 Burden: 3.11% Change FY02-03: 4.51% Rank: 84 (2003), 81 (2002) Population: 134,980 Per Capita Income: \$23,629	COUNTY REV./INCOME 2.40% (89) COUNTY REV. PER CAP. \$567.02 (94) PROPERTY TAX/INCOME 1.40% (87) PROPERTY TAX PER CAP. \$329.70 (87) SALES TAX/INCOME 0.49% (72) SALES TAX PER CAPITA \$115.77 (79)	COUNTY REV./INCOME 2.36% (84) COUNTY REV. PER CAP. \$573.06 (84) PROPERTY TAX/INCOME 1.37% (86) PROPERTY TAX PER CAP. \$334.37 (83) SALES TAX/INCOME 0.49% (75) SALES TAX PER CAPITA \$119.76 (82)	Archdale 9,339 (79) Asheboro 22,709 (63) Franklinville 1,321 (185) Liberty 2,730 (126) Ramseur 1,664 (110) Randleman 3,895 (89) Seagrove 249 (62) Staley 355 (204) Trinity 6,825 (88)
Richmond 	2003 Burden: 4.81% 2002 Burden: 5.89% 2001 Burden: 5.03% Change FY02-03: -18.31% Rank: 32 (2003), 7 (2002) Population: 46,490 Per Capita Income: \$21,163	COUNTY REV./INCOME 3.08% (49) COUNTY REV. PER CAP. \$651.71 (70) PROPERTY TAX/INCOME 1.68% (60) PROPERTY TAX PER CAP. \$355.32 (78) SALES TAX/INCOME 0.59% (38) SALES TAX PER CAPITA \$124.26 (59)	COUNTY REV./INCOME 4.23% (7) COUNTY REV. PER CAP. \$919.32 (11) PROPERTY TAX/INCOME 1.54% (74) PROPERTY TAX PER CAP. \$334.31 (84) SALES TAX/INCOME 0.60% (37) SALES TAX PER CAPITA \$129.54 (56)	Dobbins Heights 912 (177) Ellerbe 1,000 (154) Hamlet 5,895 (59) Hoffman 648 (194) Norman 77 (202) Rockingham 9,497 (64)
Robeson 	2003 Burden: 4.89% 2002 Burden: 4.45% 2001 Burden: 4.26% Change FY02-03: 9.86% Rank: 29 (2003), 35 (2002) Population: 125,554 Per Capita Income: \$18,328	COUNTY REV./INCOME 3.16% (44) COUNTY REV. PER CAP. \$578.97 (88) PROPERTY TAX/INCOME 1.54% (77) PROPERTY TAX PER CAP. \$282.74 (95) SALES TAX/INCOME 0.68% (20) SALES TAX PER CAPITA \$124.08 (60)	COUNTY REV./INCOME 2.74% (52) COUNTY REV. PER CAP. \$508.63 (97) PROPERTY TAX/INCOME 1.57% (67) PROPERTY TAX PER CAP. \$292.45 (93) SALES TAX/INCOME 0.68% (19) SALES TAX PER CAPITA \$126.56 (65)	ROBESON COUNTY Fairmont 2,647 (159) Lumber Bridge 118 (166) Lumberton 22,192 (58) Marietta 162 (216) Maxton 2,523 (121) McDonald 121 (211) Orrum 77 (214) Parkton 433 (171) Pembroke 2,691 (138) Proctorville 129 (205) Raynham 69 (207) Red Springs 3,447 (114) Rennert 336 (199) Rowland 1,148 (117) Saint Pauls 2,271 (144)

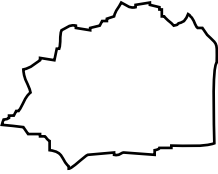


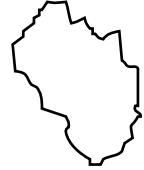
* Rank within relevant population range.

COUNTY	OVERALL DATA COMBINED COUNTY AND MUNICIPAL	2003 DATA COUNTY ONLY (RANK)	2002 DATA COUNTY ONLY (RANK)	2003 MUN. POPULATION (RANK IN COMBINED LOCAL REVENUE PER CAPITA)*
Rockingham	 <p>2003 Burden: 4.91% 2002 Burden: 4.71% 2001 Burden: 4.62%</p> <p>Change FY02-03: 4.23% Rank: 28 (2003), 24 (2002)</p> <p>Population: 92,423 Per Capita Income: \$22,930</p>	<p>COUNTY REV./INCOME 3.06% (52) COUNTY REV. PER CAP. \$701.33 (57) PROPERTY TAX/INCOME 1.81% (46) PROPERTY TAX PER CAP. \$414.84 (51) SALES TAX/INCOME 0.49% (74) SALES TAX PER CAPITA \$111.72 (88)</p>	<p>COUNTY REV./INCOME 2.93% (37) COUNTY REV. PER CAP. \$676.86 (48) PROPERTY TAX/INCOME 1.79% (35) PROPERTY TAX PER CAP. \$414.30 (48) SALES TAX/INCOME 0.50% (72) SALES TAX PER CAPITA \$115.54 (88)</p>	<p>Eden 15,834 (52) Madison 2,243 (23) Mayodan 2,405 (78) Reidsville 14,630 (41) Stoneville 994 (34) Wentworth 2,868 (187)</p>
Rowan	 <p>2003 Burden: 4.20% 2002 Burden: 4.01% 2001 Burden: 3.75%</p> <p>Change FY02-03: 4.76% Rank: 57 (2003), 57 (2002)</p> <p>Population: 133,134 Per Capita Income: \$24,910</p>	<p>COUNTY REV./INCOME 2.38% (92) COUNTY REV. PER CAP. \$594.02 (82) PROPERTY TAX/INCOME 1.63% (64) PROPERTY TAX PER CAP. \$405.01 (58) SALES TAX/INCOME 0.45% (86) SALES TAX PER CAPITA \$112.62 (86)</p>	<p>COUNTY REV./INCOME 2.40% (81) COUNTY REV. PER CAP. \$595.78 (74) PROPERTY TAX/INCOME 1.62% (58) PROPERTY TAX PER CAP. \$402.63 (54) SALES TAX/INCOME 0.48% (80) SALES TAX PER CAPITA \$118.13 (83)</p>	<p>China Grove 3,855 (156) Cleveland 815 (81) East Spencer 1,723 (157) Faith 699 (124) Granite Quarry 2,211 (164) Landis 3,027 (168) Rockwell 1,997 (174) Salisbury 28,158 (10) Spencer 3,387 (133)</p>
Rutherford	 <p>2003 Burden: 4.11% 2002 Burden: 3.85% 2001 Burden: 3.75%</p> <p>Change FY02-03: 6.62% Rank: 62 (2003), 61 (2002)</p> <p>Population: 63,432 Per Capita Income: \$22,355</p>	<p>COUNTY REV./INCOME 2.91% (58) COUNTY REV. PER CAP. \$650.40 (71) PROPERTY TAX/INCOME 1.78% (49) PROPERTY TAX PER CAP. \$398.41 (61) SALES TAX/INCOME 0.61% (33) SALES TAX PER CAPITA \$136.58 (43)</p>	<p>COUNTY REV./INCOME 2.68% (56) COUNTY REV. PER CAP. \$599.42 (73) PROPERTY TAX/INCOME 1.58% (64) PROPERTY TAX PER CAP. \$353.25 (76) SALES TAX/INCOME 0.63% (31) SALES TAX PER CAPITA \$141.75 (38)</p>	<p>Bostic 325 (131) Chimney Rock Vill. 178 (84) Ellenboro 476 (193) Forest City 7,405 (71) Lake Lure 1,045 (12) Ruth 327 (167) Rutherfordton 4,150 (103) Spindale 3,964 (137)</p>
Sampson	 <p>2003 Burden: 3.23% 2002 Burden: 3.31% 2001 Burden: 3.30%</p> <p>Change FY02-03: -2.61% Rank: 92 (2003), 84 (2002)</p> <p>Population: 62,214 Per Capita Income: \$23,476</p>	<p>COUNTY REV./INCOME 2.43% (86) COUNTY REV. PER CAP. \$569.91 (93) PROPERTY TAX/INCOME 1.35% (90) PROPERTY TAX PER CAP. \$317.98 (92) SALES TAX/INCOME 0.53% (60) SALES TAX PER CAPITA \$123.58 (61)</p>	<p>COUNTY REV./INCOME 2.50% (71) COUNTY REV. PER CAP. \$537.51 (92) PROPERTY TAX/INCOME 1.45% (81) PROPERTY TAX PER CAP. \$312.73 (91) SALES TAX/INCOME 0.58% (40) SALES TAX PER CAPITA \$125.52 (68)</p>	<p>Autryville 200 (175) Clinton 8,650 (67) Garland 785 (100) Harrells 206 (201) Newton Grove 611 (125) Roseboro 1,348 (124) Salemberg 478 (151) Turkey 265 (198)</p>
Scotland	 <p>2003 Burden: 5.46% 2002 Burden: 4.92% 2001 Burden: 4.71%</p> <p>Change FY02-03: 11.16% Rank: 15 (2003), 18 (2002)</p> <p>Population: 35,506 Per Capita Income: \$21,284</p>	<p>COUNTY REV./INCOME 3.89% (11) COUNTY REV. PER CAP. \$827.48 (25) PROPERTY TAX/INCOME 2.34% (11) PROPERTY TAX PER CAP. \$497.75 (24) SALES TAX/INCOME 0.71% (12) SALES TAX PER CAPITA \$151.81 (21)</p>	<p>COUNTY REV./INCOME 3.52% (16) COUNTY REV. PER CAP. \$753.03 (29) PROPERTY TAX/INCOME 2.35% (9) PROPERTY TAX PER CAP. \$503.82 (21) SALES TAX/INCOME 0.70% (15) SALES TAX PER CAPITA \$149.12 (30)</p>	<p>East Laurinburg 289 (168) Gibson 574 (73) Laurinburg 15,815 (45) Wagram 780 (87)</p>
Stanly	 <p>2003 Burden: 4.69% 2002 Burden: 4.40% 2001 Burden: 3.93%</p> <p>Change FY02-03: 6.44% Rank: 40 (2003), 36 (2002)</p> <p>Population: 59,060 Per Capita Income: \$23,193</p>	<p>COUNTY REV./INCOME 2.88% (61) COUNTY REV. PER CAP. \$666.81 (68) PROPERTY TAX/INCOME 1.80% (47) PROPERTY TAX PER CAP. \$417.01 (48) SALES TAX/INCOME 0.52% (62) SALES TAX PER CAPITA \$120.18 (70)</p>	<p>COUNTY REV./INCOME 2.66% (57) COUNTY REV. PER CAP. \$630.65 (65) PROPERTY TAX/INCOME 1.76% (39) PROPERTY TAX PER CAP. \$417.25 (44) SALES TAX/INCOME 0.53% (57) SALES TAX PER CAPITA \$126.46 (66)</p>	<p>Albemarle 15,694 (37) Badin 1,124 (136) Locust 2,500 (152) New London 615 (138) Norwood 2,174 (132) Oakboro 1,178 (73) Red Cross 787 (208) Richfield 515 (140) Stanfield 1,281 (141)</p>

COUNTY	OVERALL DATA COMBINED COUNTY AND MUNICIPAL	2003 DATA COUNTY ONLY (RANK)	2002 DATA COUNTY ONLY (RANK)	2003 MUN. POPULATION (RANK IN COMBINED LOCAL REVENUE PER CAPITA)*
Stokes	 <p>2003 Burden: 3.16% 2002 Burden: 3.18% 2001 Burden: 3.02%</p> <p>Change FY02-03: -0.79% Rank: 96 (2003), 89 (2002)</p> <p>Population: 45,604 Per Capita Income: \$23,040</p>	<p>COUNTY REV./INCOME 2.51% (81) COUNTY REV. PER CAP. \$578.21 (90) PROPERTY TAX/INCOME 1.59% (70) PROPERTY TAX PER CAP. \$365.94 (75) SALES TAX/INCOME 0.53% (58) SALES TAX PER CAPITA \$122.77 (64)</p>	<p>COUNTY REV./INCOME 2.53% (70) COUNTY REV. PER CAP. \$592.45 (78) PROPERTY TAX/INCOME 1.57% (68) PROPERTY TAX PER CAP. \$368.52 (70) SALES TAX/INCOME 0.55% (51) SALES TAX PER CAPITA \$127.75 (62)</p>	<p>Danbury 107 (196) King 6,102 (72) Walnut Cove 1,501 (163)</p>
Surry	 <p>2003 Burden: 4.14% 2002 Burden: 3.79% 2001 Burden: 3.74%</p> <p>Change FY02-03: 9.30% Rank: 61 (2003), 62 (2002)</p> <p>Population: 71,980 Per Capita Income: \$23,999</p>	<p>COUNTY REV./INCOME 3.09% (48) COUNTY REV. PER CAP. \$741.36 (47) PROPERTY TAX/INCOME 1.60% (66) PROPERTY TAX PER CAP. \$384.89 (68) SALES TAX/INCOME 0.65% (23) SALES TAX PER CAPITA \$157.08 (16)</p>	<p>COUNTY REV./INCOME 2.76% (49) COUNTY REV. PER CAP. \$684.00 (47) PROPERTY TAX/INCOME 1.51% (75) PROPERTY TAX PER CAP. \$374.26 (65) SALES TAX/INCOME 0.68% (20) SALES TAX PER CAPITA \$168.08 (14)</p>	<p>Dobson 1,480 (92) Elkin 4,092 (44) Mount Airy 8,489 (17) Pilot Mountain 1,279 (51)</p>
Swain	 <p>2003 Burden: 3.73% 2002 Burden: 3.97% 2001 Burden: 4.05%</p> <p>Change FY02-03: -5.99% Rank: 78 (2003), 59 (2002)</p> <p>Population: 13,353 Per Capita Income: \$19,662</p>	<p>COUNTY REV./INCOME 3.20% (43) COUNTY REV. PER CAP. \$628.56 (78) PROPERTY TAX/INCOME 1.12% (99) PROPERTY TAX PER CAP. \$220.10 (100) SALES TAX/INCOME 0.71% (13) SALES TAX PER CAPITA \$138.94 (37)</p>	<p>COUNTY REV./INCOME 3.45% (18) COUNTY REV. PER CAP. \$656.31 (58) PROPERTY TAX/INCOME 1.15% (97) PROPERTY TAX PER CAP. \$219.30 (100) SALES TAX/INCOME 0.75% (11) SALES TAX PER CAPITA \$142.89 (36)</p>	<p>Bryson City 1,435 (96)</p>
Transylvania	 <p>2003 Burden: 4.54% 2002 Burden: 4.52% 2001 Burden: 4.35%</p> <p>Change FY02-03: 0.34% Rank: 46 (2003), 31 (2002)</p> <p>Population: 29,468 Per Capita Income: \$26,342</p>	<p>COUNTY REV./INCOME 3.54% (22) COUNTY REV. PER CAP. \$933.45 (10) PROPERTY TAX/INCOME 2.29% (13) PROPERTY TAX PER CAP. \$603.90 (11) SALES TAX/INCOME 0.66% (21) SALES TAX PER CAPITA \$173.30 (10)</p>	<p>COUNTY REV./INCOME 3.62% (11) COUNTY REV. PER CAP. \$959.70 (10) PROPERTY TAX/INCOME 2.22% (13) PROPERTY TAX PER CAP. \$588.34 (12) SALES TAX/INCOME 0.67% (22) SALES TAX PER CAPITA \$177.89 (12)</p>	<p>Brevard 6,748 (8) Rosman 561 (57)</p>
Tyrrell	 <p>2003 Burden: 6.09% 2002 Burden: 5.26% 2001 Burden: 5.29%</p> <p>Change FY02-03: 15.84% Rank: 7 (2003), 12 (2002)</p> <p>Population: 4,226 Per Capita Income: \$18,800</p>	<p>COUNTY REV./INCOME 4.56% (7) COUNTY REV. PER CAP. \$857.53 (16) PROPERTY TAX/INCOME 2.74% (7) PROPERTY TAX PER CAP. \$514.33 (20) SALES TAX/INCOME 0.70% (15) SALES TAX PER CAPITA \$130.90 (51)</p>	<p>COUNTY REV./INCOME 3.73% (10) COUNTY REV. PER CAP. \$745.60 (31) PROPERTY TAX/INCOME 2.67% (6) PROPERTY TAX PER CAP. \$532.84 (16) SALES TAX/INCOME 0.66% (27) SALES TAX PER CAPITA \$130.99 (53)</p>	<p>Columbia 849 (92)</p>
Union	 <p>2003 Burden: 4.33% 2002 Burden: 3.57% 2001 Burden: 3.72%</p> <p>Change FY02-03: 21.31% Rank: 51 (2003), 74 (2002)</p> <p>Population: 144,708 Per Capita Income: \$26,227</p>	<p>COUNTY REV./INCOME 2.67% (70) COUNTY REV. PER CAP. \$701.11 (58) PROPERTY TAX/INCOME 1.31% (94) PROPERTY TAX PER CAP. \$343.47 (81) SALES TAX/INCOME 0.44% (91) SALES TAX PER CAPITA \$114.26 (81)</p>	<p>COUNTY REV./INCOME 2.06% (97) COUNTY REV. PER CAP. \$577.12 (83) PROPERTY TAX/INCOME 1.21% (94) PROPERTY TAX PER CAP. \$339.36 (80) SALES TAX/INCOME 0.44% (90) SALES TAX PER CAPITA \$122.04 (73)</p>	<p>Hemby Bridge 1,568 (195) Indian Trail 16,152 (85) Lake Park 2,554 (176) Marshville 2,589 (147) Marvin 1,229 (188) Mineral Springs 1,556 (193) Monroe 30,392 (14) Stallings 8,847 (74) Unionville 5,992 (89) Waxhaw 3,188 (142) Weddington 7,708 (86) Wesley Chapel 3,753 (192) Wingate 2,685 (149)</p>

* Rank within relevant population range.

COUNTY	OVERALL DATA COMBINED COUNTY AND MUNICIPAL	2003 DATA COUNTY ONLY (RANK)	2002 DATA COUNTY ONLY (RANK)	2003 MUN. POPULATION (RANK IN COMBINED LOCAL REVENUE PER CAPITA)*
Vance 	2003 Burden: 4.96% 2002 Burden: 4.66% 2001 Burden: 4.77% Change FY02-03: 6.42% Rank: 26 (2003), 26 (2002) Population: 43,860 Per Capita Income: \$21,880	COUNTY REV./INCOME 3.04% (53) COUNTY REV. PER CAP. \$666.21 (69) PROPERTY TAX/INCOME 1.87% (37) PROPERTY TAX PER CAP. \$408.17 (55) SALES TAX/INCOME 0.68% (17) SALES TAX PER CAPITA \$149.82 (24)	COUNTY REV./INCOME 2.90% (39) COUNTY REV. PER CAP. \$640.27 (62) PROPERTY TAX/INCOME 1.73% (45) PROPERTY TAX PER CAP. \$381.06 (62) SALES TAX/INCOME 0.71% (13) SALES TAX PER CAPITA \$156.37 (20)	Henderson 16,484 (49) Kittrell 143 (215) Middleburg 167 (200)
Wake 	2003 Burden: 4.35% 2002 Burden: 4.16% 2001 Burden: 4.12% Change FY02-03: 4.60% Rank: 49 (2003), 49 (2002) Population: 699,503 Per Capita Income: \$35,515	COUNTY REV./INCOME 2.39% (91) COUNTY REV. PER CAP. \$849.18 (19) PROPERTY TAX/INCOME 1.55% (75) PROPERTY TAX PER CAP. \$550.29 (16) SALES TAX/INCOME 0.35% (99) SALES TAX PER CAPITA \$124.91 (56)	COUNTY REV./INCOME 2.30% (88) COUNTY REV. PER CAP. \$849.97 (16) PROPERTY TAX/INCOME 1.49% (78) PROPERTY TAX PER CAP. \$552.54 (14) SALES TAX/INCOME 0.36% (99) SALES TAX PER CAPITA \$134.47 (51)	Apex 24,701 (24) Cary 106,304 (8) Fuquay-Varina 9,726 (10) Garner 20,144 (19) Holly Springs 12,375 (5) Knightdale 6,484 (26) Morrisville 10,721 (4) Raleigh 313,004 (13) Rolesville 985 (24) Wake Forest 16,490 (22) Wendell 4,599 (46) Zebulon 4,336 (26)
Warren 	2003 Burden: 5.97% 2002 Burden: 5.29% 2001 Burden: 5.07% Change FY02-03: 12.95% Rank: 8 (2003), 11 (2002) Population: 20,054 Per Capita Income: \$17,878	COUNTY REV./INCOME 4.98% (6) COUNTY REV. PER CAP. \$889.65 (14) PROPERTY TAX/INCOME 2.96% (5) PROPERTY TAX PER CAP. \$529.14 (18) SALES TAX/INCOME 0.65% (25) SALES TAX PER CAPITA \$116.48 (78)	COUNTY REV./INCOME 4.42% (6) COUNTY REV. PER CAP. \$815.02 (18) PROPERTY TAX/INCOME 2.83% (5) PROPERTY TAX PER CAP. \$521.65 (19) SALES TAX/INCOME 0.66% (26) SALES TAX PER CAPITA \$121.39 (77)	Macon 111 (69) Norlina 1,099 (76) Warrenton 788 (26)
Washington 	2003 Burden: 4.96% 2002 Burden: 4.35% 2001 Burden: 4.22% Change FY02-03: 13.94% Rank: 27 (2003), 41 (2002) Population: 13,468 Per Capita Income: \$20,969	COUNTY REV./INCOME 3.42% (29) COUNTY REV. PER CAP. \$717.17 (54) PROPERTY TAX/INCOME 1.89% (35) PROPERTY TAX PER CAP. \$396.63 (62) SALES TAX/INCOME 0.56% (45) SALES TAX PER CAPITA \$116.99 (77)	COUNTY REV./INCOME 3.10% (29) COUNTY REV. PER CAP. \$663.44 (55) PROPERTY TAX/INCOME 1.91% (29) PROPERTY TAX PER CAP. \$408.73 (52) SALES TAX/INCOME 0.56% (43) SALES TAX PER CAPITA \$120.62 (79)	Creswell 266 (75) Plymouth 4,003 (81) Roper 623 (58)
Watauga 	2003 Burden: 5.33% 2002 Burden: 4.71% 2001 Burden: 4.88% Change FY02-03: 13.10% Rank: 16 (2003), 23 (2002) Population: 42,772 Per Capita Income: \$24,265	COUNTY REV./INCOME 3.25% (35) COUNTY REV. PER CAP. \$789.10 (35) PROPERTY TAX/INCOME 2.01% (30) PROPERTY TAX PER CAP. \$487.94 (31) SALES TAX/INCOME 0.76% (10) SALES TAX PER CAPITA \$183.84 (7)	COUNTY REV./INCOME 2.82% (44) COUNTY REV. PER CAP. \$675.44 (50) PROPERTY TAX/INCOME 1.56% (72) PROPERTY TAX PER CAP. \$372.68 (66) SALES TAX/INCOME 0.80% (8) SALES TAX PER CAPITA \$191.60 (6)	Beech Mountain 309 (3) Blowing Rock 1,424 (6) Boone 13,901 (34) Seven Devils 136 (5)
Wayne 	2003 Burden: 3.83% 2002 Burden: 3.72% 2001 Burden: 3.54% Change FY02-03: 2.94% Rank: 70 (2003), 66 (2002) Population: 113,988 Per Capita Income: \$23,376	COUNTY REV./INCOME 2.53% (78) COUNTY REV. PER CAP. \$592.33 (83) PROPERTY TAX/INCOME 1.19% (98) PROPERTY TAX PER CAP. \$277.69 (97) SALES TAX/INCOME 0.52% (63) SALES TAX PER CAPITA \$120.72 (68)	COUNTY REV./INCOME 2.40% (80) COUNTY REV. PER CAP. \$558.81 (85) PROPERTY TAX/INCOME 1.15% (96) PROPERTY TAX PER CAP. \$268.39 (97) SALES TAX/INCOME 0.55% (50) SALES TAX PER CAPITA \$127.25 (64)	Eureka 240 (112) Fremont 1,428 (161) Goldsboro 38,522 (24) Mount Olive 4,600 (140) Pikeville 711 (113) Seven Springs 86 (104) Walnut Creek 871 (40)

COUNTY	OVERALL DATA COMBINED COUNTY AND MUNICIPAL	2003 DATA COUNTY ONLY (RANK)	2002 DATA COUNTY ONLY (RANK)	2003 MUN. POPULATION (RANK IN COMBINED LOCAL REVENUE PER CAPITA)*
<p>Wilkes</p> 	<p>2003 Burden: 3.48% 2002 Burden: 3.25% 2001 Burden: 3.13%</p> <p>Change FY02-03: 7.00% Rank: 86 (2003), 85 (2002)</p> <p>Population: 66,909 Per Capita Income: \$24,266</p>	<p>COUNTY REV./INCOME 2.76% (66) COUNTY REV. PER CAP. \$670.56 (67) PROPERTY TAX/INCOME 1.65% (62) PROPERTY TAX PER CAP. \$401.42 (60) SALES TAX/INCOME 0.64% (28) SALES TAX PER CAPITA \$155.59 (19)</p>	<p>COUNTY REV./INCOME 2.61% (63) COUNTY REV. PER CAP. \$676.80 (49) PROPERTY TAX/INCOME 1.58% (65) PROPERTY TAX PER CAP. \$409.05 (51) SALES TAX/INCOME 0.63% (32) SALES TAX PER CAPITA \$164.44 (16)</p>	<p>North Wilkesboro 4,155 (30) Ronda 473 (130) Wilkesboro 3,186 (28)</p>
<p>Wilson</p> 	<p>2003 Burden: 5.66% 2002 Burden: 5.00% 2001 Burden: 5.12%</p> <p>Change FY02-03: 13.18% Rank: 13 (2003), 14 (2002)</p> <p>Population: 75,662 Per Capita Income: \$24,205</p>	<p>COUNTY REV./INCOME 3.00% (54) COUNTY REV. PER CAP. \$726.30 (51) PROPERTY TAX/INCOME 1.83% (42) PROPERTY TAX PER CAP. \$443.58 (43) SALES TAX/INCOME 0.54% (55) SALES TAX PER CAPITA \$130.35 (52)</p>	<p>COUNTY REV./INCOME 2.63% (61) COUNTY REV. PER CAP. \$647.90 (61) PROPERTY TAX/INCOME 1.75% (41) PROPERTY TAX PER CAP. \$430.74 (41) SALES TAX/INCOME 0.55% (49) SALES TAX PER CAPITA \$135.13 (48)</p>	<p>Black Creek 724 (109) Elm City 1,391 (93) Lucama 878 (117) Saratoga 383 (95) Sims 128 (108) Stantonsburg 729 (99) Wilson 46,556 (16)</p>
<p>Yadkin</p> 	<p>2003 Burden: 3.37% 2002 Burden: 3.39% 2001 Burden: 3.23%</p> <p>Change FY02-03: -0.38% Rank: 89 (2003), 82 (2002)</p> <p>Population: 36,821 Per Capita Income: \$23,134</p>	<p>COUNTY REV./INCOME 2.69% (69) COUNTY REV. PER CAP. \$622.08 (80) PROPERTY TAX/INCOME 1.78% (50) PROPERTY TAX PER CAP. \$411.03 (52) SALES TAX/INCOME 0.57% (42) SALES TAX PER CAPITA \$131.38 (49)</p>	<p>COUNTY REV./INCOME 2.75% (50) COUNTY REV. PER CAP. \$656.81 (57) PROPERTY TAX/INCOME 1.75% (43) PROPERTY TAX PER CAP. \$416.27 (46) SALES TAX/INCOME 0.57% (41) SALES TAX PER CAPITA \$135.07 (49)</p>	<p>Boonville 1,140 (91) East Bend 659 (119) Jonesville 2,239 (145) Yadkinville 2,804 (139)</p>
<p>Yancey</p> 	<p>2003 Burden: 3.83% 2002 Burden: 3.62% 2001 Burden: 3.47%</p> <p>Change FY02-03: 5.84% Rank: 69 (2003), 71 (2002)</p> <p>Population: 17,926 Per Capita Income: \$19,680</p>	<p>COUNTY REV./INCOME 3.24% (37) COUNTY REV. PER CAP. \$637.82 (72) PROPERTY TAX/INCOME 2.05% (25) PROPERTY TAX PER CAP. \$403.84 (59) SALES TAX/INCOME 0.81% (6) SALES TAX PER CAPITA \$159.85 (14)</p>	<p>COUNTY REV./INCOME 3.05% (32) COUNTY REV. PER CAP. \$612.15 (68) PROPERTY TAX/INCOME 1.92% (26) PROPERTY TAX PER CAP. \$385.74 (60) SALES TAX/INCOME 0.75% (10) SALES TAX PER CAPITA \$151.13 (25)</p>	<p>Burnsville 1,626 (72)</p>

* Rank within relevant population range.